

214w-18 Crochet Basket



Suggested yarn:

- Pierrot Yarns Loiseau Bleu [100% merino; 79yds/72m per 1.41oz/40g skein];
 - version A: color #10 ash grey, 9 skeins [345g]
 - version B: color #08 pearl grey, 10 skeins [390g]

Tools/Notions:

- 4.0mm (US G) crochet hook or size necessary to achieve gauge
- teknorote (polypropylene memory wire)
 - version A: 3.6m/141.73"
 - version B: 2.6m/102.36"

Finished measurements:

- Please refer to finishing schematics.

Gauge (10cm/4" square):

- double crochet (US): 19 sts and 10 rounds
- pattern stitch: 18.5 sts and 10 rounds

Gauge may vary according to individual crochet style. Change hook size if necessary to achieve gauge. Alternatively, rework pattern with your own gauge measurements.

Summary

✳️**Note:** Like all Japanese patterns, stitch counts given here for foundation chains do **not** include any chain sts needed for turning posts.

Bottom: Work magic ring to begin, then work dc into magic ring. Continue working in dc, increasing as indicated. Where indicated, work teknorote into pattern by working stitches around it.

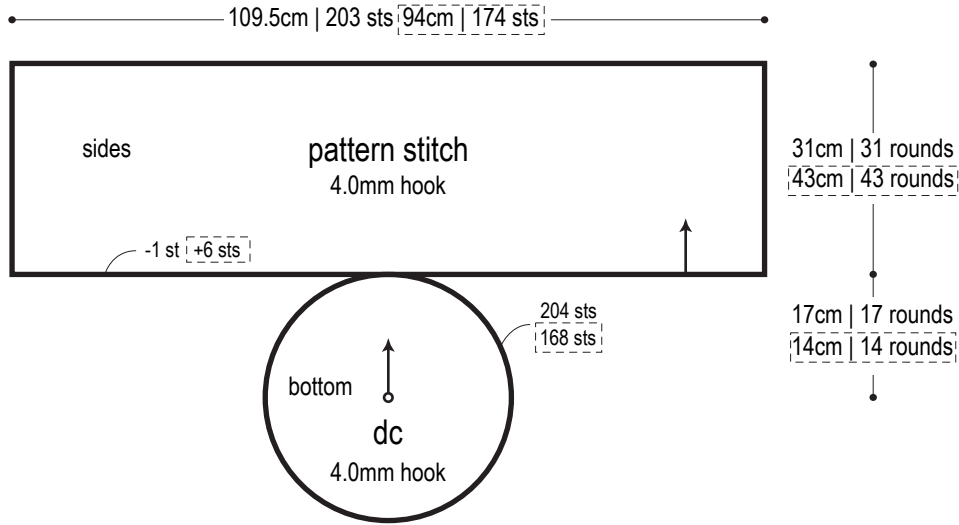
Sides: Continuing from bottom, begin working pattern stitch in the round. On first round, decrease 1 stitch for version A and increase 6 sts for version B.

Abbreviations:

bp dc = back post double crochet (US) dc = double crochet (US) fp dc = front post double crochet (US) m = magic ring

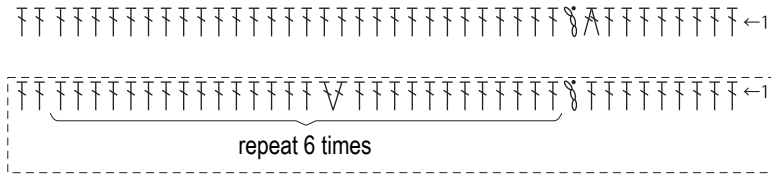
Basket schematic

no outline = version A
 [---] = version B




First round of sides

4.0mm hook

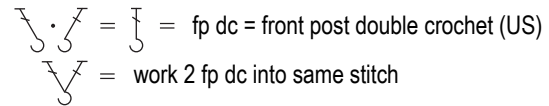


Pattern stitch

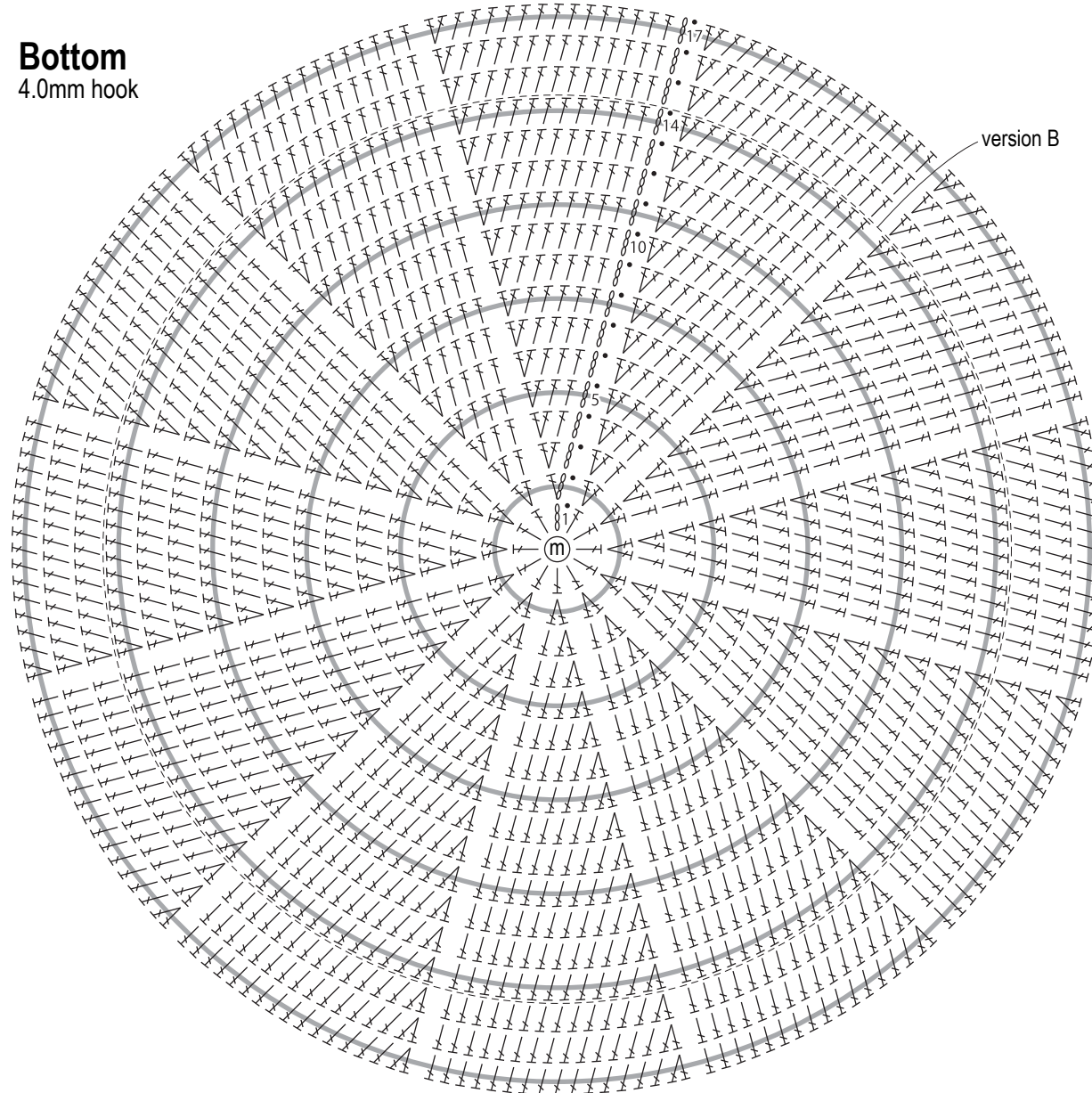
4.0mm hook



[shaded] = 29 sts & 4 rounds
(1 repeat)



Bottom
4.0mm hook



version B

round no.	stitch count
version A: 17	204
16	192
15	180
version B: 14	168
13	156
12	144
11	132
10	120
9	108
8	96
7	84
6	72
5	60
4	48
3	36
2	24
1	12

} +12 sts per round

(Work into magic ring.)

— = teknorote