

99-20-15 Super Kid Mohair Sweater



Suggested yarn:

- Pierrot Yarns Super Kid Mohair [75% mohair, 25% nylon; 306yds/280m per 0.88oz/25g skein]; color #5801 white, 7 skeins [175g]

Tools/Notions:

- 3.9mm (approx. US 6) and 4.5mm (US 7) knitting needles or sizes necessary to achieve gauge
- 3.3mm (approx. US 4), 3.6mm (approx. US 5), and 3.9mm (approx. US 6) circular knitting needles or sizes necessary to achieve gauge

Finished measurements:

- bust 98cm/38.58"
- cross back width 36cm/14.17"
- back length 54cm/21.26"
- sleeve length 53cm/20.87"

Gauge (10cm/4" square):

- pattern stitch: 19 sts and 30 rows

Gauge may vary according to individual knitting style. Change needle size if necessary to achieve gauge. Alternatively, rework pattern with your own gauge measurements.

Summary

✳️**Note:** entire garment worked with 3 strands of yarn held together.

Body & sleeves: Cast on with crochet provisional cast-on method. Work in pattern stitch according to schematics. Remove provisional cast-on edge from hem and cuffs, respectively; work edging in k1p1 ribbing. Bind off with 1x1 tubular bind-off method.

Collar: Seam shoulders with three-needle bind-off. Pick up required number of stitches around neckline, then work collar in k1p1 ribbing, changing needle size (and thus gauge) every 8 rounds.

Finishing: Seam sides and sleeve undersides with mattress stitch. Seam sleeves to body with crochet slip stitch seam.

Abbreviations:

BO = bind off

k = knit stitch

OH = on hold (that is, place on stitch holder)

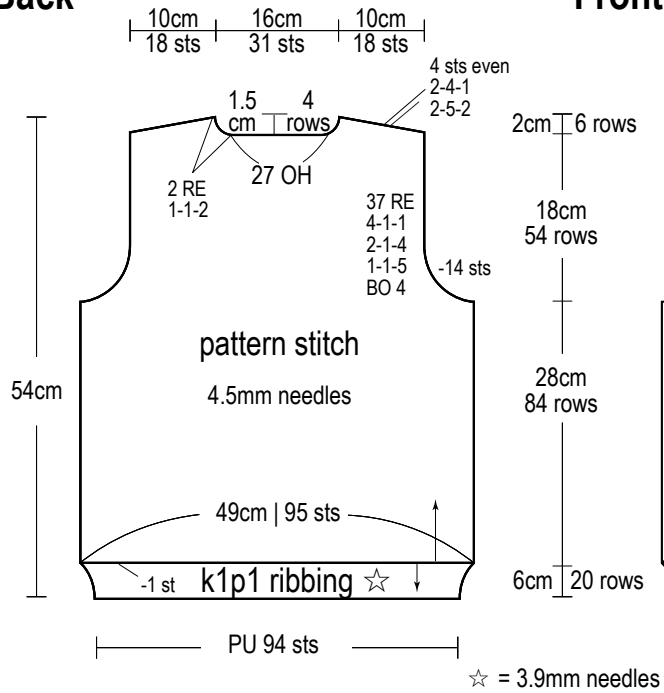
p = purl stitch

PU = pick up

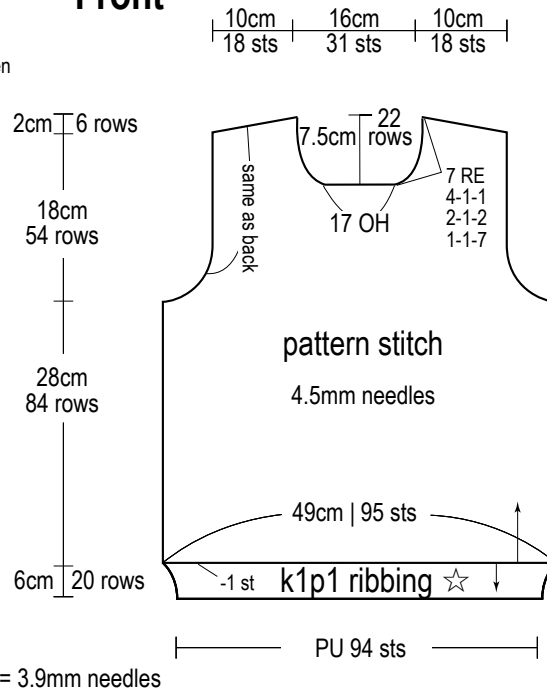
RE = row(s) even

= rows-stitches-times

Back

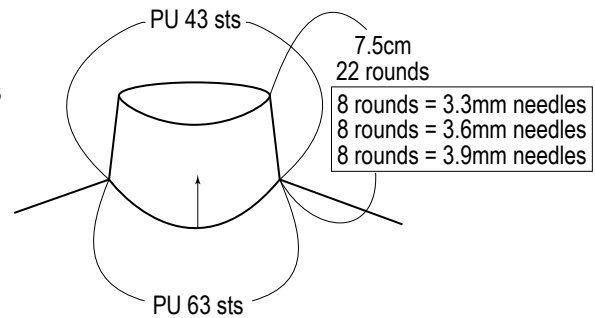


Front

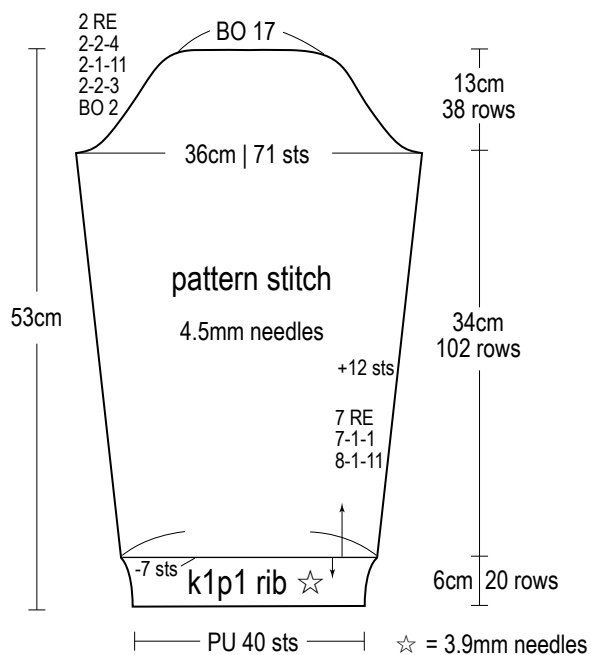


Collar: k1p1 ribbing

3.3mm, 3.6mm, and 3.9mm DPNs



Sleeve



Pattern stitch

