

214ss-11 Shoe Decorations



Suggested yarn:

• Version A:

- Pierrot Yarns Cyrup [52% acrylic, 29% nylon, 13% plant fiber, 6% polyester; 492yds/450m per 1.76oz/50g cone; color #18 berry pink, 1 cone [small amount]
- Pierrot Yarns Pont du Gard [100% linen; 188yds/172m per 1.41oz/40g skein]; color #12 rouge, 1 skein [5g]

• Version B:

- Pierrot Yarns Tours [100% linen; 115yds/105m per 1.06oz/30g skein];
 - color #06 pistachio, 1 skein [5g]
 - color #07 mango passion, 1 skein [10g]

Tools/Notions:

• Version A:

- 3.0mm (approx. US C or D) crochet hook or size necessary to achieve gauge
- elastic band - 2 pieces, each 2cm/0.79" wide and 22cm/8.66" long

• Version B:

- 3.5mm (US E) crochet hook or size necessary to achieve gauge
- elastic band - 2 pieces, each 2cm/0.79" wide and 22cm/8.66" long

Finished Measurements:

- Please see schematics.

Crochet Tips

❖**Note:** Like all Japanese patterns, stitch counts given here for foundation chains do **not** include any chain sts needed for turning posts.

Version A: Work foundation chain to begin. Crochet 2 braid pieces. Align centers of elastic and braid pieces; sew them together while stretching the elastic as described in finishing schematic. Bring ends of elastic together to form a loop; overlap ends by 1cm/0.39" and sew together.

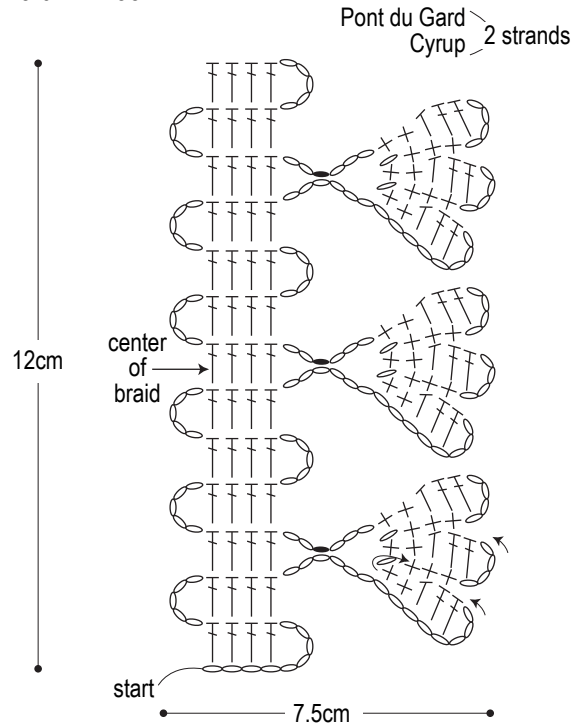
Version B: Work foundation chain to begin. Crochet flower and leaf pieces. Roll flower piece as shown in schematic; secure the shape by seaming base with whipstitch. Sew elastic band to flower and leaf pieces where indicated. Form a loop with the elastic as for version A.

Abbreviations:

ch = chain

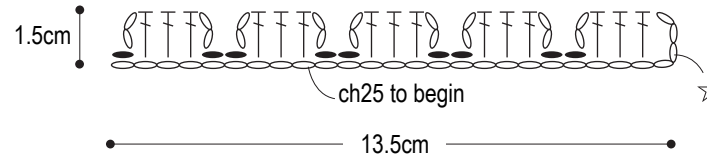
Version A: braid (make 2)

3.0mm hook

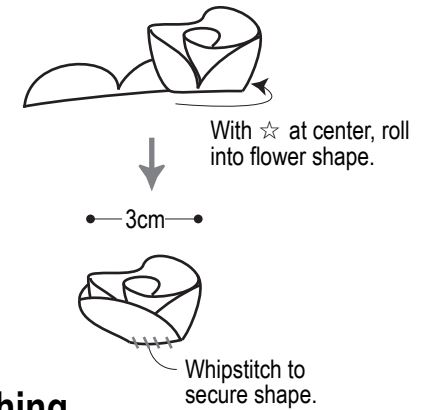


Version B: flower (make 6)

3.5mm hook, 2 strands of color #07 mango passion

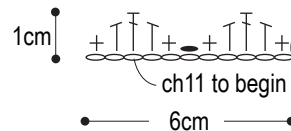


Flower finishing

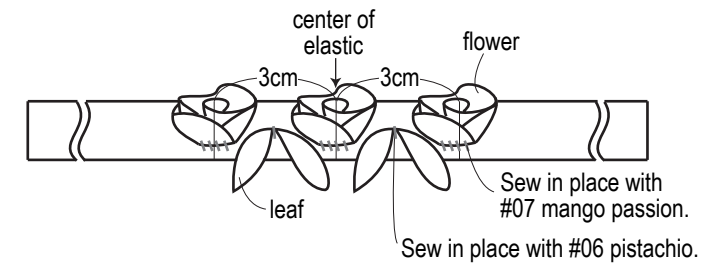


Version B: leaf (make 2)

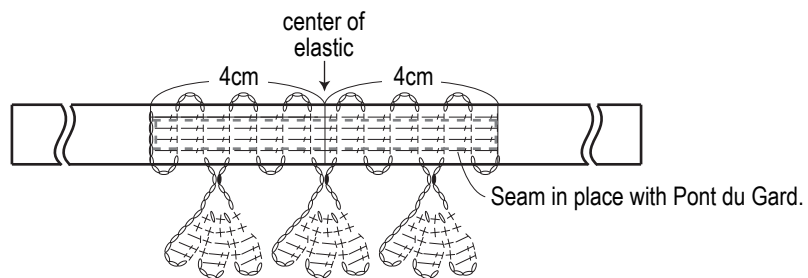
3.5mm hook, 2 strands of color #06 pistachio



Version B: finishing

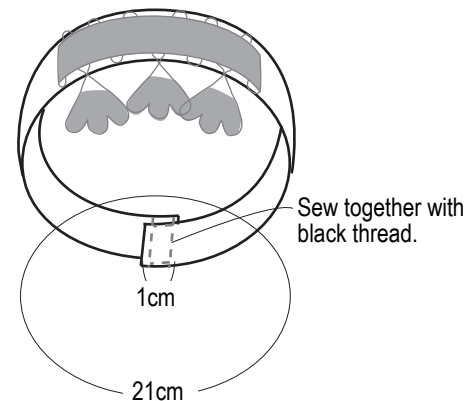


Version A: finishing



※Align centers of elastic and braid; stretch 4cm width of elastic to 6cm width and seam to braid.

Version A (make 2)



Version B (make 2)

