

214ss-05 Salopette Skirt



Suggested yarn:

- Pierrot Yarns Pochette [50% superwash merino wool, 50% cotton; 131 yds/120m per 1.41 oz./40g skein];
 - color #03 nudie rose, 1 skein [25g]
 - color #08 indigo blue, 10 skeins [395g]

Tools/Notions:

- 3.6mm (approx. US 4 or 5) knitting needles or size necessary to achieve gauge
- 3.0mm (approx. US C or D) crochet hook or size necessary to achieve gauge
- 8 buttons (15mm/0.59")

Finished measurements:

- bust 92cm/36.22"
- back length (excluding shoulder straps) 76.5cm/30.12"

※Be sure to take measurements after placing garment on a flat surface.

Gauge (10cm/4" square):

- pattern stitch: 26 sts and 36 rows

Gauge may vary according to individual knitting style. Change needle size if necessary to achieve gauge. Alternatively, rework pattern with your own gauge measurements.

Knitting Tips

Back body: Cast on with long-tail cast-on method. Work upper and lower body sections in pattern stitch. Work decreases using fully fashioned decreases 4 stitches in from the edge.

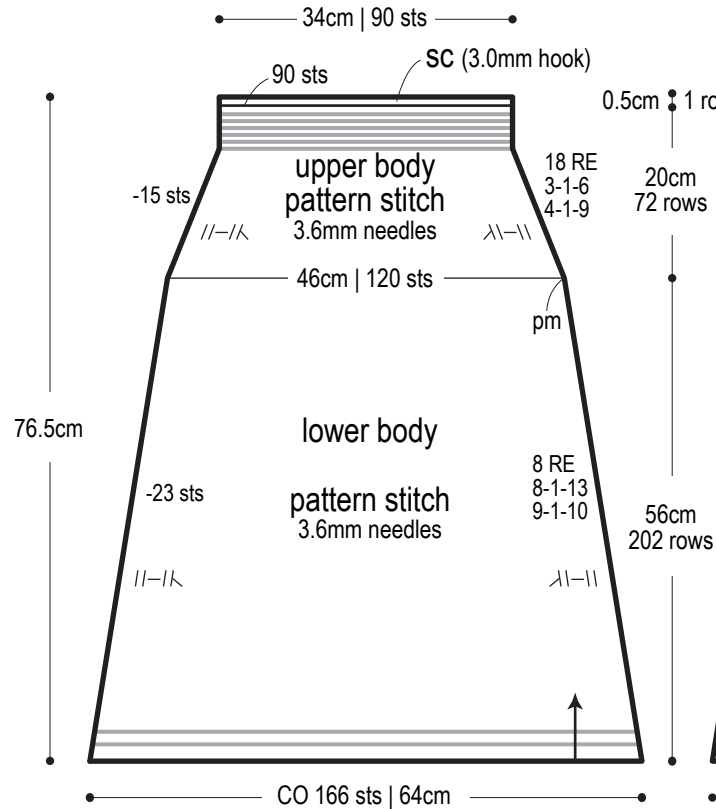
Front body: Cast on as for back body. Work upper and lower body sections in pattern stitch. On first row of upper left body, increase 9 stitches using backwards loop cast-on method. Work buttonholes in upper right body.

Finishing: Knit 2 sets of shoulder straps (1 front and back piece per strap) and 2 pockets. With color #03 nudie rose, use crochet hook to work vertical slip stitch stripes on purl stitch columns of back body, front body, front shoulder strap, and pocket pieces. Place front and back pieces of shoulder strap together with wrong sides facing each other; seam together by working 1 round of sc around edges through both layers. Work buttonhole stitch on all buttonholes. Seam sides of lower body with mattress stitch. Seam shoulder straps and pockets in place as indicated. Fasten buttons to body.

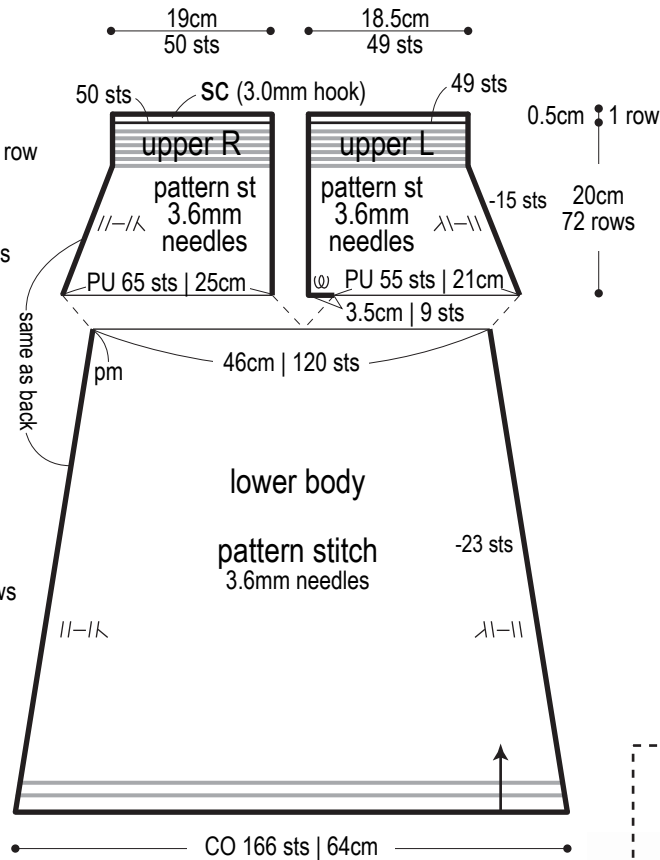
Abbreviations:

BO = bind off CO = cast on pm = place marker RE = row(s) even sc = single crochet (US) ### = rows-stitches-times

Back



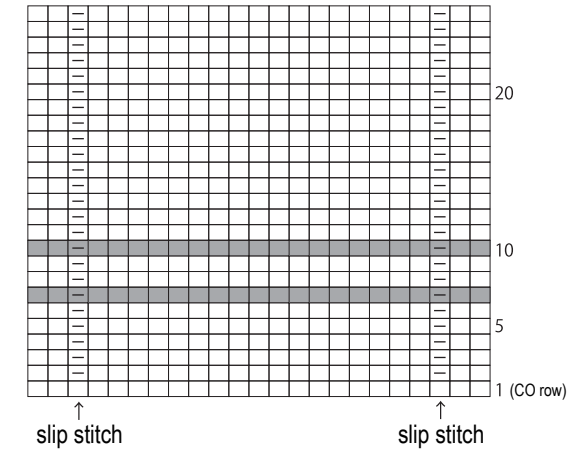
Front



Pattern stitch

3.6mm needles

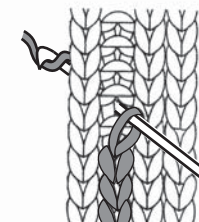
□ = □ knit



Slip stitch

3.0mm hook

color #03 nudie rose



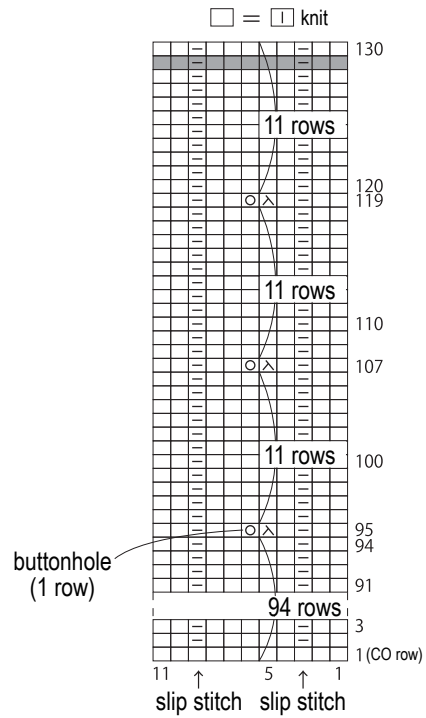
Use this QR code on a smartphone to view a video about how to work vertical stripes with slip stitch.



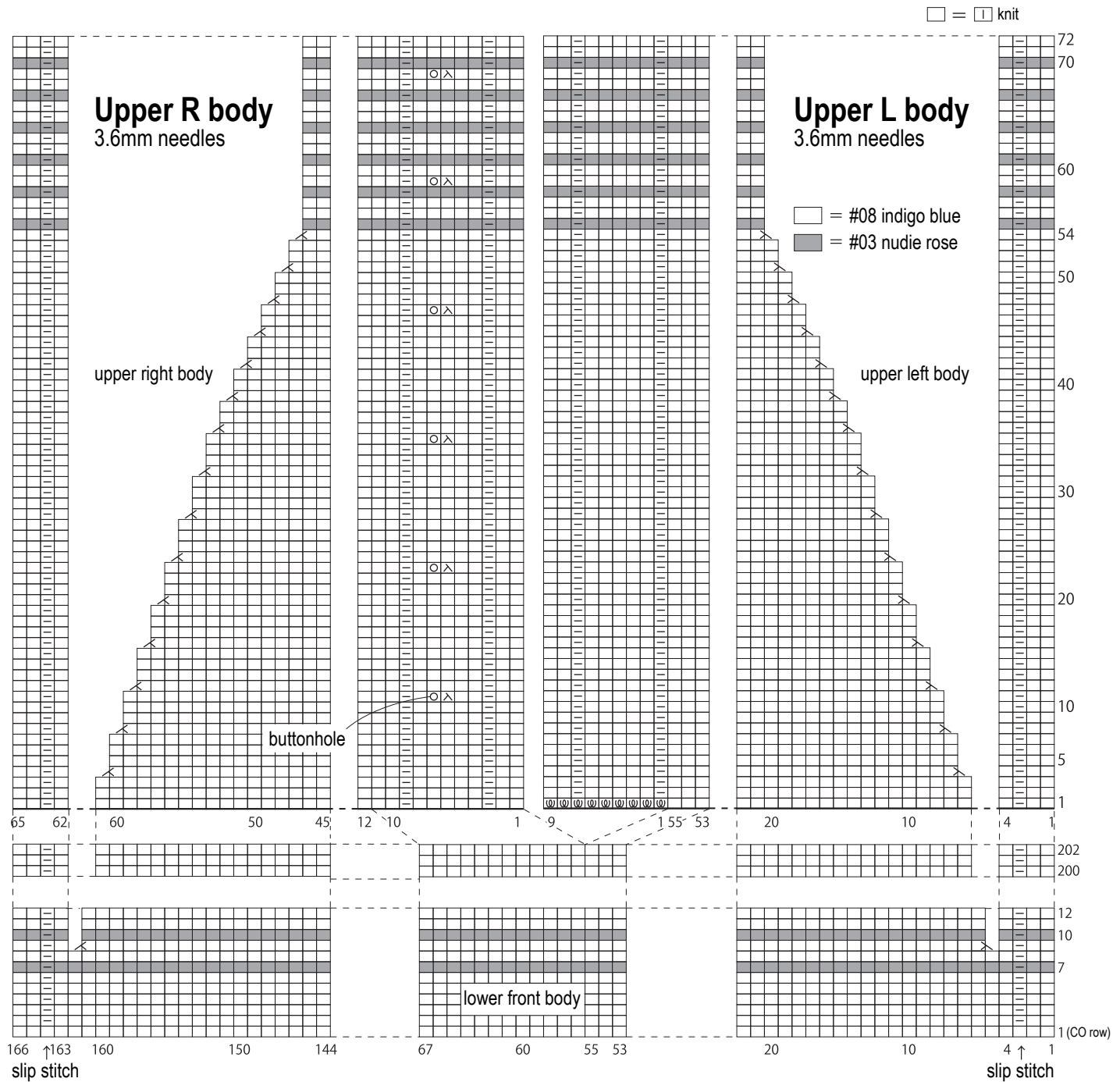
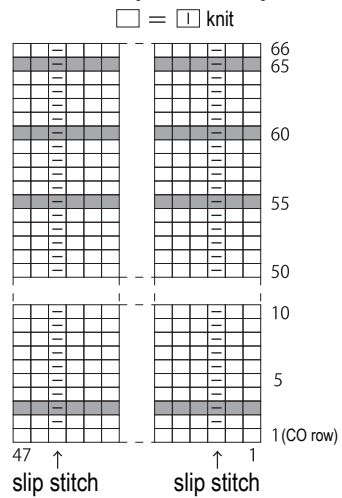
※To view on computer, search on the Pierrot Yarns website instead.

検索

Shoulder strap (make 2)

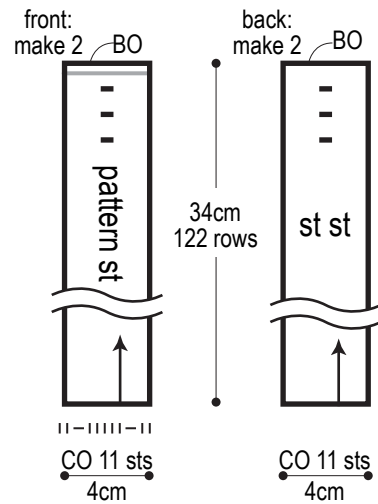


Pocket (make 2)

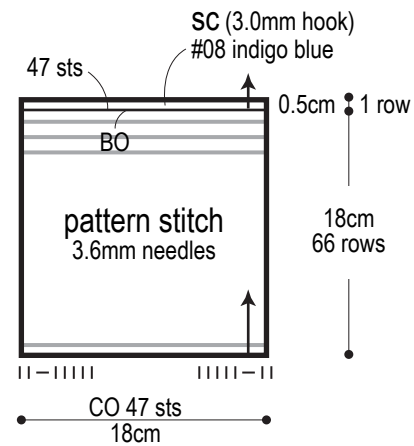


Shoulder strap

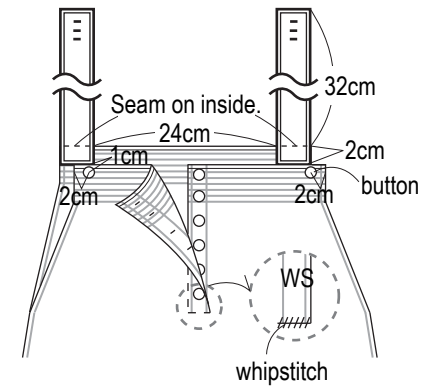
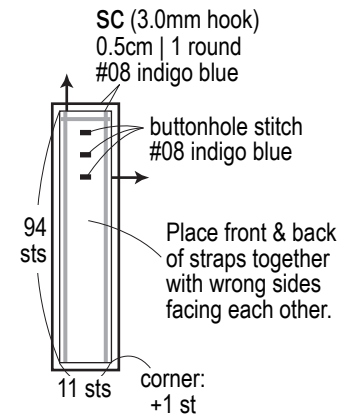
3.6mm needles



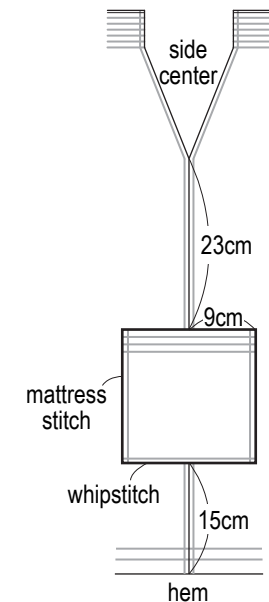
Pocket (make 2)



Finishing



Pocket attachment



Buttonhole stitch

— = #08 indigo blue
— = #03 nudie rose

