

25-26-26 Hat & Scarf



Suggested yarn:

• Pierrot Yarns Junmo Namibuto2/Pure Wool [100% superwash wool; 79 yds/72m per 1.41 oz./40g skein]; *note that pattern originally called for Junmo Namibuto, which has been discontinued. Junmo Namibuto2 is the suggested substitute:*

- hat:
 - color #31 chestnut brown, 2 skeins [80g]
 - color #20 deep red, 1 skein [20g]
- scarf:
 - color #31 chestnut brown, 2 skeins [80g]
 - color #20 deep red, 2 skeins [70g]
 - color #32 dark brown, 2 skeins [70g]

Tools/Notions:

- hat: 5.1mm (approx. US 8) double-pointed knitting needles or size necessary to achieve gauge
- scarf: 5.1mm (approx. US 8) straight knitting needles or size necessary to achieve gauge

Finished measurements:

- hat:
 - head circumference 46cm/18.11"
 - length 29cm/11.42"
- scarf:
 - width 17cm/6.69"
 - length 175cm/68.90"

Gauge (10cm/4" square):

- k2p2 ribbing: 24 sts and 19 rows

Gauge may vary according to individual knitting style. Change needle size if necessary to achieve gauge. Alternatively, rework pattern with your own gauge measurements.

Knitting Tips

Scarf: Cast on with long-tail cast-on method. Work in k2p2 ribbing, changing color every 15 rows. Bind off.

Hat: Cast on with long-tail cast-on method. Work k2p2 ribbing in the round according to schematic. When 25 stitches remain, thread yarn through all remaining stitches and cinch tightly shut.

Abbreviations:

BO = bind off

CO = cast on


dec = decrease

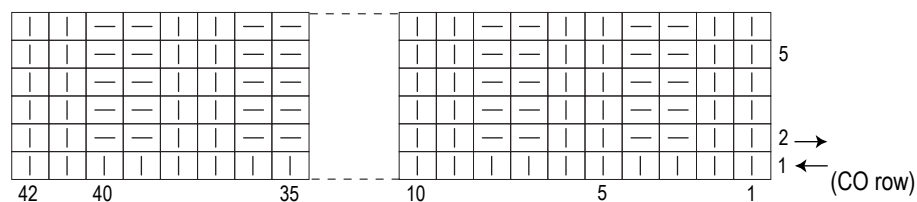
k = knit

p = purl

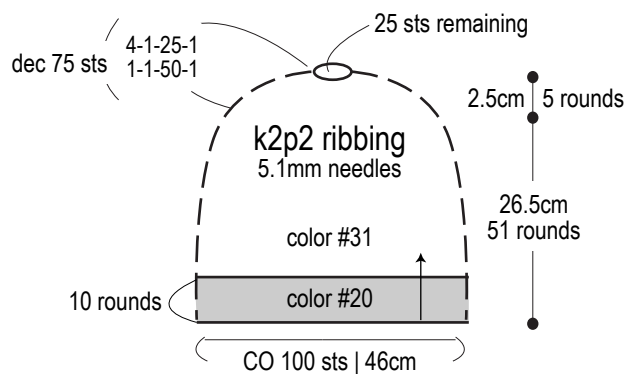
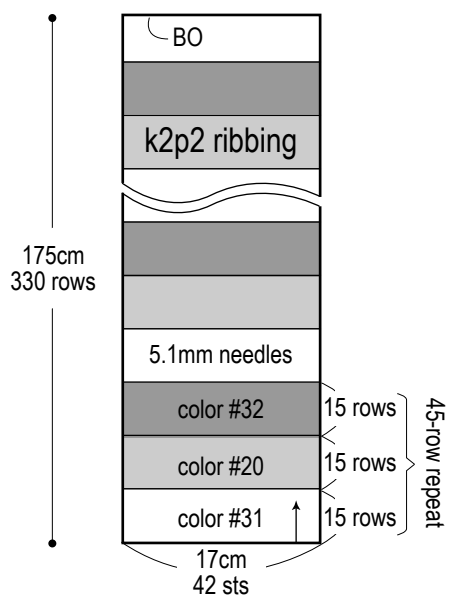
#-#-#-# = rounds-places-stitches-times [for evenly spaced decreases across entire width of an item]. For example, 1-2-3-4 means "every 1 round, decrease 3 stitches in each of 2 places across the round; do this 4 times total."

Scarf chart

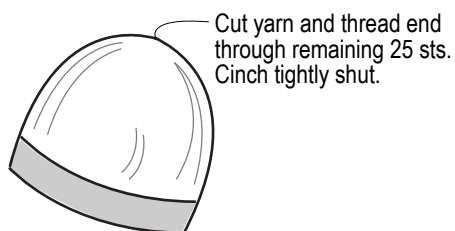
 = knit  = purl



Scarf schematic



Finishing



Hat chart

