

# 96-97-5 Pullover



## Suggested yarn:

- Pierrot Yarns Tasmania Silk Wool [35% silk, 65% Tasmanian wool; 3062 yds/2800m per 8.82 oz./250g hank]; color #9305 purple, 2 hanks [300g] - *discontinued; please choose appropriate substitute*

## Tools/Notions:

- standard-gauge knitting machine (4.5mm needle pitch) or knitting needles necessary to achieve gauge
- 2.3mm (approx. US B) crochet hook or size necessary to achieve gauge

## Finished measurements:

- bust 100cm/39.37"
- back length 55cm/21.65"
- sleeve length 52cm/20.47"

## Gauge (10cm/4" square):

- pattern stitch (tension dial setting 5): 32 sts and 46 rows
- stockinette stitch (tension dial setting 5): 33 sts and 49 rows

*Gauge may vary according to individual knitting style. Change needle size if necessary to achieve gauge. Alternatively, rework pattern with your own gauge measurements.*

## Knitting Tips

✳️**Note:** entire garment worked with 2 strands of yarn held together.

**Back and front body & sleeves:** Cast on with waste yarn. Work in stockinette stitch, placing darts in front body as shown in schematic. For hem, cuffs, and collar, work k1p1 ribbing, but work eyelet pattern on third row as shown.

**Finishing:** Seam sides and sleeve undersides with mattress stitch.

## Abbreviations:

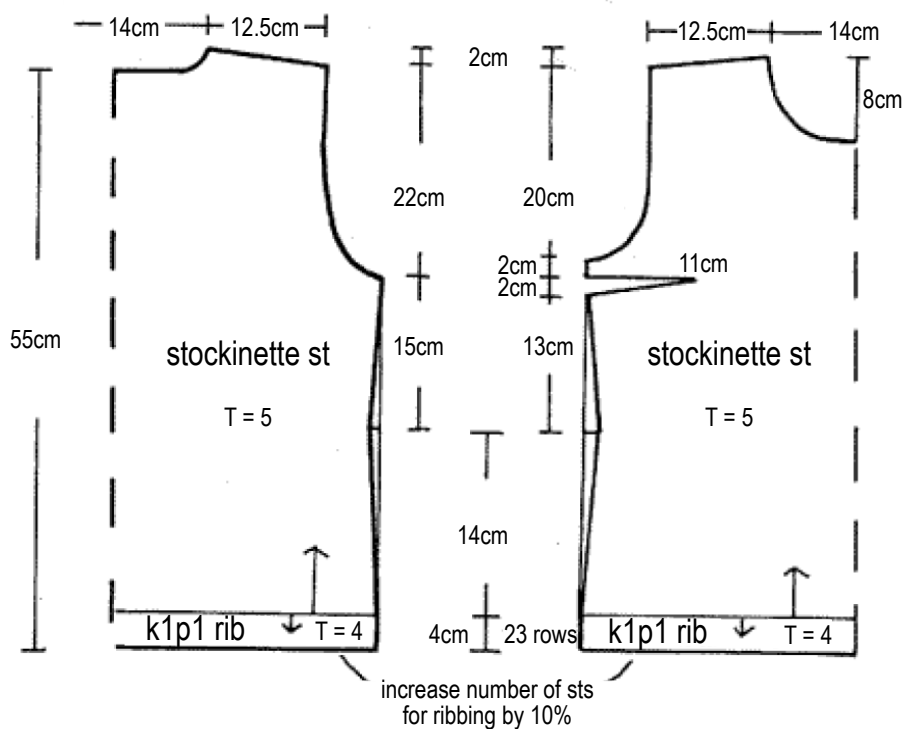
k = knit

p = purl

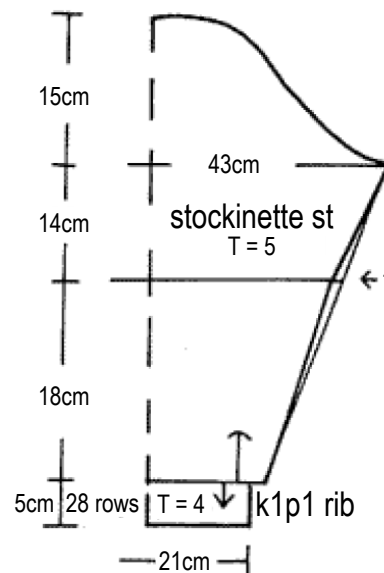
T = tension dial setting

**Back**

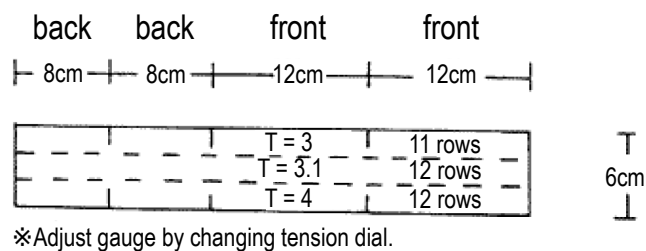
## Front



## Sleeve



**Collar: k1p1 ribbing**



## k1p1 ribbing for hem, cuffs, & collar

