

24-25-38 Men's Basic Sweater



Suggested yarn:

- Pierrot Yarns Basic Bulky [100% merino wool; 49 yds/45m per 1.41 oz./40g skein]; color #2 light frosty gray, 23 skeins [910g]

Tools/Notions:

- 6.6mm (approx. US 10½) straight knitting needles or size necessary to achieve gauge
- 6.0mm (US 10) and 6.6mm (approx. US 10½) circular knitting needles or sizes necessary to achieve gauge

Finished measurements:

- chest 112cm/44.09"
- cross back width 50cm/19.69"
- back length 67cm/26.38"
- sleeve length 55cm/21.65"

Gauge (10cm/4" square):

- stockinette stitch: 14 sts and 22 rows

Gauge may vary according to individual knitting style. Change needle size if necessary to achieve gauge. Alternatively, rework pattern with your own gauge measurements.

Knitting Tips

Body & sleeves: Cast on with long-tail cast-on method. Work in stockinette stitch until underarm area. Bind off 4 stitches on each side, then continue until shoulders. Seam shoulders with three-needle bind-off method. Work collar in stockinette stitch in the round. Bind off collar on knit side.

Finishing: Seam top of sleeves to body with stitches-to-rows mattress stitch. Seam underarm gusset with Kitchener stitch. Seam sides of body and sleeve undersides with mattress stitch.

Abbreviations:

BO = bind off

CO = cast on

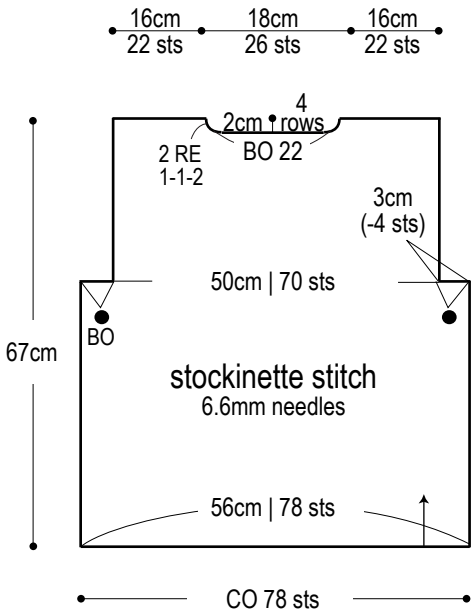
OH = on hold (that is, place on stitch holder)

PU = pick up

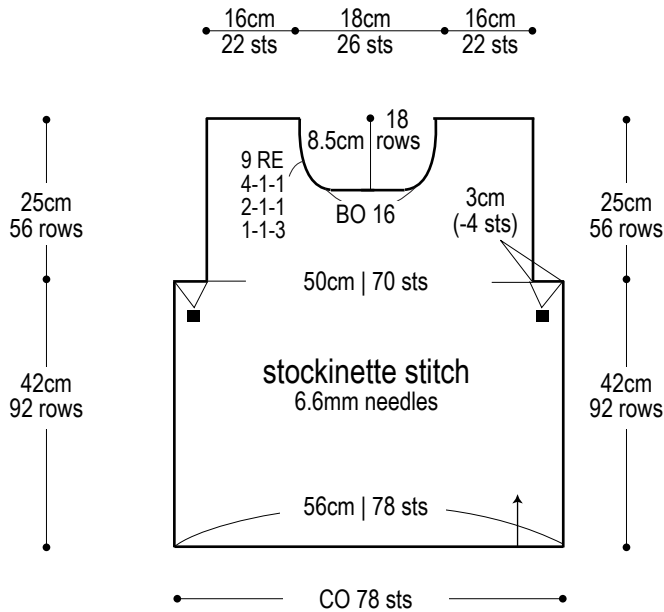
RE = row(s) even

#-#-# = rows-stitches-times

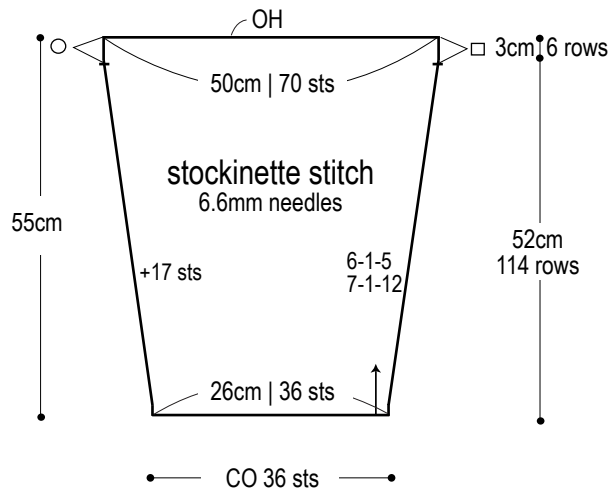
Back



Front



Sleeve



Collar (stockinette stitch)

6.0mm & 6.6mm circular needles

