

# 808bag2 Miel Striped Bag



## Suggested yarn:

- Pierrot Yarns Miel [100% jute; 120 yds/110m per 3.88 oz./110g cone];
  - color #1 lapin, 2 cones [120g]
  - color #6 gray, 2 cones [140g]

## Tools/Notions:

- 3.5mm (US E) crochet hook or size necessary to achieve gauge
- 2 pieces of rope (0.8cm/0.31" wide, 75cm/29.53" long)

## Finished measurements:

- mouth of bag circumference 70cm/27.56"
- depth 26cm/10.24"

## Gauge (10cm/4" square):

- single crochet (US): 17 sts and 20 rounds

*Gauge may vary according to individual crochet style. Change hook size if necessary to achieve gauge. Alternatively, rework pattern with your own gauge measurements.*

## Crochet Tips

**Bottom:** Work foundation chain to begin, then work sc in the round, increasing as indicated.

**Sides:** Continuing from bottom, work 1 round in sc tbl. Then continue in sc, increasing as indicated. On round 49, work eyelets for handles.

**Finishing:** Thread ropes through eyelets for handles. Tie a knot at each end of the two ropes so that the handles will stay in place.

## Abbreviations:

ch = chain

sc = single crochet (US)

sc tbl = single crochet (US) through back loop only

# Bag instructions


3.5mm hook

□ = #1 lapin

⊗ = sc tbl

■ = #6 gray

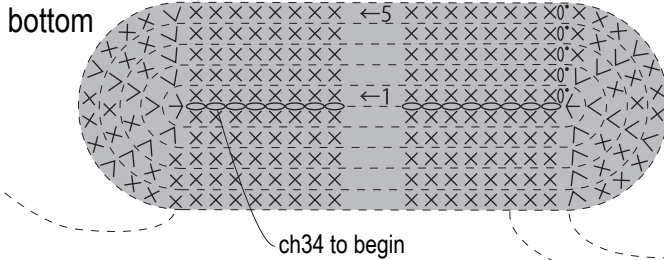
⊗ = crab stitch



## Bottom

round no.	stitch count
5	98 sts
4	92 sts
3	86 sts
2	80 sts
1	74 sts

+6 sts per round  
ch34 to begin



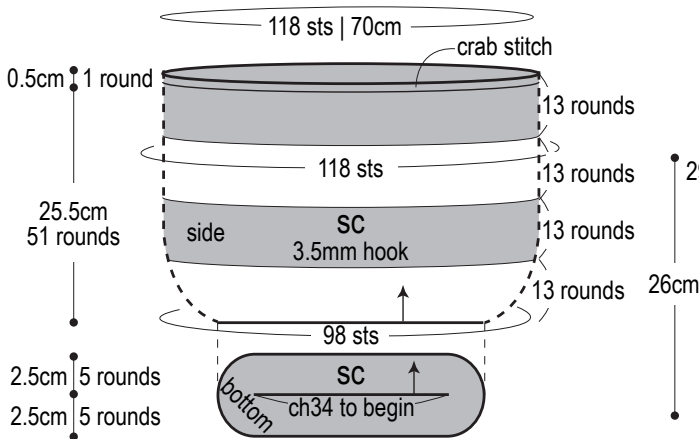
## Sides

round no.	stitch count
1	118 sts (crab stitch)
51	118 sts
~	~
17	118 sts
16	118 sts (+4)
15	114 sts
14	114 sts
13	114 sts (+4)
12	110 sts
11	110 sts
10	110 sts (+4)
9	106 sts
8	106 sts
7	106 sts (+4)
6	102 sts
5	102 sts
4	102 sts (+4)
3	98 sts
2	98 sts
1	98 sts (sc tbl)

work even

## Bag schematic

3.5mm hook



## Finishing

