

# 213ss-27 Noble Silk Flower Corsage



## Suggested yarn:

- Pierrot Yarns Noble Silk [100% silk; 159 yds/145m per 1.41 oz./40g skein];
  - color #1 off-white, 1 skein [10g]
  - color #03 rose pink, 1 skein [10g]
  - color #11 olive drab, 1 skein [5g]

## Tools/Notions:

- 2.5mm (approx. US B or C) crochet hook or size necessary to achieve gauge
- 1 brooch pin

## Finished measurements:

- Please see schematic.

## Gauge (10cm/4" square):

- No gauge information is provided in the original pattern. Use hook size necessary to achieve a sufficiently stiff fabric.

*Gauge may vary according to individual crochet style. Change hook size if necessary to achieve gauge. Alternatively, rework pattern with your own gauge measurements.*

## Crochet Tips

**Large flower:** Create magic ring to begin, then work 3 rounds, increasing as indicated. Change colors, then work flower petals on rounds 4 and 5. Change colors again, then, referring to chart, work flower petals of rounds 6 and 7 in front of petals on rounds 4 and 5. This creates two layers of flower petals.

**Small flower:** Work as for large flower, but stop after round 5.

**Finishing:** Crochet base piece. Arrange 2 large flowers and 3 small flowers on top of base piece in a balanced manner. Sew brooch pin to back side of brooch.

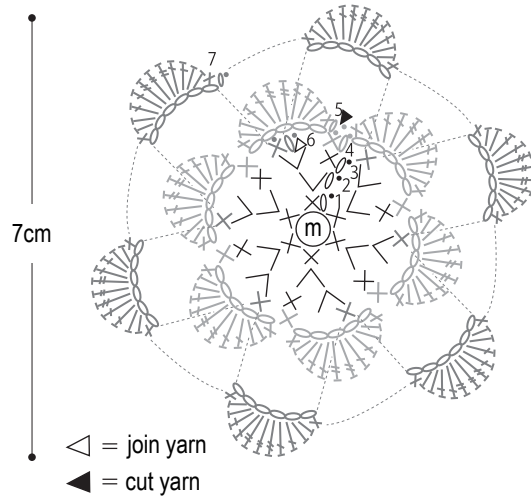
## Abbreviations:

m = magic ring

## Large flower

2.5mm hook

version A: make 1  
version B: make 1



## Large flower color sequences

|     | version A (1)  | version B (1)  |
|-----|----------------|----------------|
| 1-3 | #11 olive drab | #11 olive drab |
| 4-5 | #01 off-white  | #03 rose pink  |
| 6-7 | #03 rose pink  | #01 off-white  |

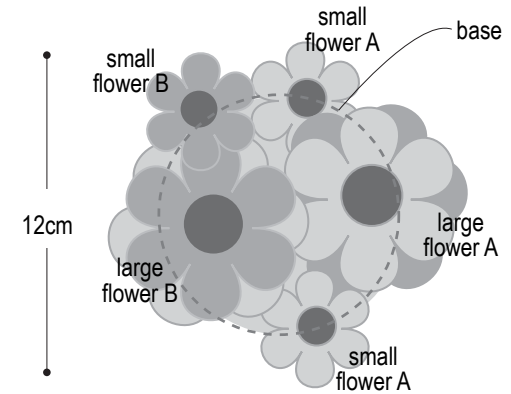
※Work rounds 6 and 7 in front of flower petals from rounds 4 and 5.

## Small flower color sequences

|     | version A (1)  | version B (1)  |
|-----|----------------|----------------|
| 1-3 | #11 olive drab | #11 olive drab |
| 4-5 | #01 off-white  | #03 rose pink  |

※Use large flower pattern for small flower, but work only through round 5.

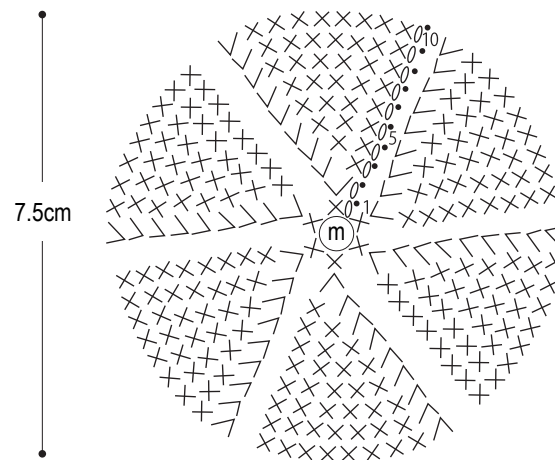
## Finishing



※Sew 3 small flowers and 2 large flowers to base in a balanced way.

## Base

2.5mm hook, color #01 off-white



| round no. | stitch count |                       |
|-----------|--------------|-----------------------|
| 10        | 60           | } +6 sts per round    |
| 9         | 54           |                       |
| 8         | 48           |                       |
| 7         | 42           |                       |
| 6         | 36           |                       |
| 5         | 30           | } +6 sts per round    |
| 4         | 24           |                       |
| 3         | 18           |                       |
| 2         | 12           |                       |
| 1         | 6            |                       |
|           |              | Work into magic ring. |

