

213ss-18 Bouquet Corsage



Suggested yarn:

- Pierrot Yarns Tours [100% linen; 115 yds/105m per 1.06 oz./30g skein];
 - color #02 natural beige, 1 skein [10g]
 - color #03 vanilla, 1 skein [small amount]
 - color #04 framboise, 1 skein [small amount]
 - color #05 champagne soda, 1 skein [small amount]
 - color #06 pistachio, 1 skein [small amount]
 - color #07 mango passion, 1 skein [small amount]
 - color #08 mandarin orange, 1 skein [small amount]

Tools/Notions:

- 2.3mm (approx. US B) and 3.0mm (approx. US C or D) crochet hooks or sizes necessary to achieve gauge
- organza ribbon, 1.5cm/0.59" wide and 8cm/3.15" long
- 3.5cm/1.38" brooch pin or 6.5cm/2.56" snap barrette

Finished measurements:

- Please see schematic.

Gauge (10cm/4" square):

- No gauge information is provided in the original pattern. Use hook size necessary to achieve a sufficiently stiff fabric.

Gauge may vary according to individual crochet style. Change hook size if necessary to achieve gauge. Alternatively, rework pattern with your own gauge measurements.

Crochet Tips

❖**Note:** Work base piece with 2 strands of yarn held together. Work all other pieces with 1 strand of yarn.

Large flowers, small flowers, and center pieces: Begin with magic ring, crocheting large flowers, small flowers, and center pieces, respectively. Seam center pieces to large flowers.

Base piece: Starting with foundation chain, work sc in the round, increasing as indicated. Continue, working 1 round of edging.

Finishing: Seam large & small flowers to base piece, arranging them in a balanced manner. Embroider stems with chain stitch. Crochet ribbon, then seam in place where indicated. Fasten either brooch pin or snap barrette to back of base piece.

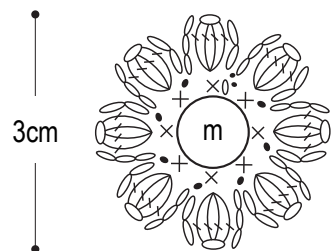
Abbreviations:

ch = chain m = magic ring sc = single crochet (US)

Large flower

2.3mm hook

make 1 per color



flower A: #04 framboise

flower B: #05 champagne soda

flower C: #08 mandarin orange

Center of flower

2.3mm hook

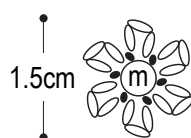
make 3:
#07 mango passion



Small flower

2.3mm hook

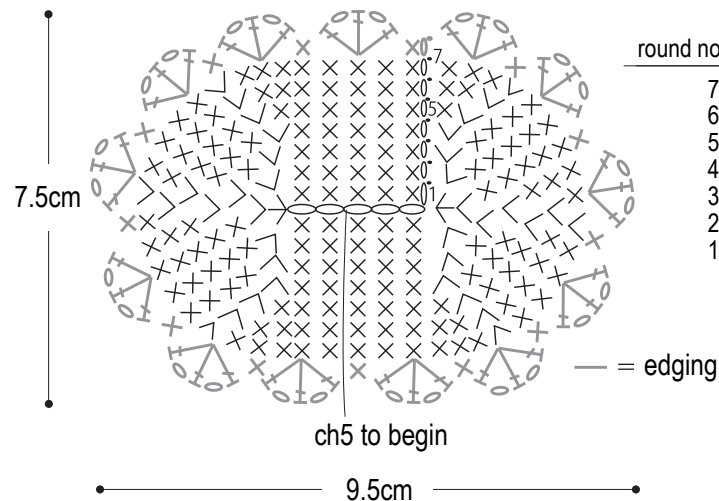
make 5:
#03 vanilla



Corsage base

3.0mm hook, 2 strands of yarn held together

#02 natural beige

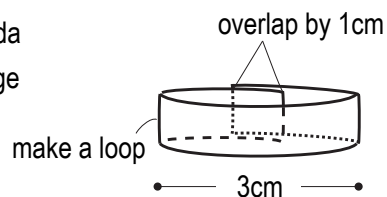


round no.	stitch count
7	52 sts
6	46 sts
5	40 sts
4	34 sts
3	28 sts
2	22 sts
1	16 sts

+6 sts per round

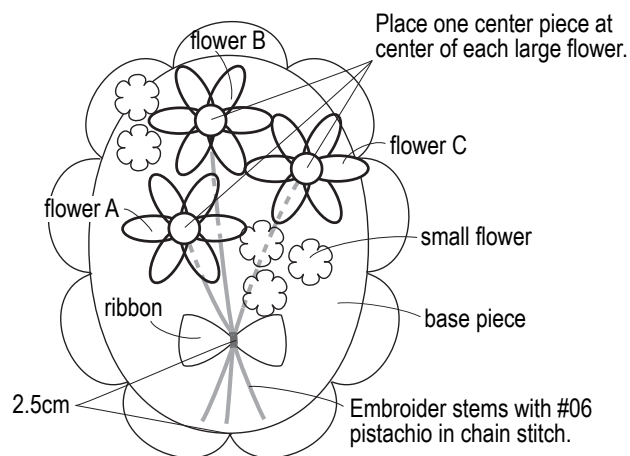
ch5 to begin

Ribbon

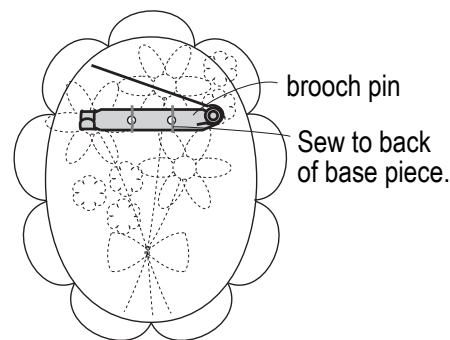


Using yarn of same color, wrap and knot.

Finishing



Corsage option



Barrette option

