

213ss-08 Scilla Messenger Bag



Suggested yarn:

- Mondial Scilla [100% cotton; 120 yds/110m per 1.76oz./50g skein]; color #734 chrome green, 7 skeins [310g]

Tools/Notions:

- 3.9mm (approx. US 6) and 4.2mm (approx. US 6 or 7) knitting needles or sizes necessary to achieve gauge
- 3.0mm (approx. US C or D) crochet hook or size necessary to achieve gauge
- 1 wooden button

Finished measurements:

- width 37cm/14.57"
- depth 31cm/12.20"
- handle length 90cm/35.43"

Gauge (10cm/4" square):

- pattern stitch A (with 4.2mm needles): 24 sts and 33 rows
- pattern stitch B (with 3.9mm needles): 24 sts and 40 rows
- stockinette stitch: 23 sts and 32 rows

Gauge may vary according to individual knitting style. Change needle size if necessary to achieve gauge. Alternatively, rework pattern with your own gauge measurements.

Knitting Tips

Body of bag: Cast on with long-tail cast-on method. Work in pattern stitch A with 4.2mm needles. Change to 3.9mm needles and work in pattern stitch B.

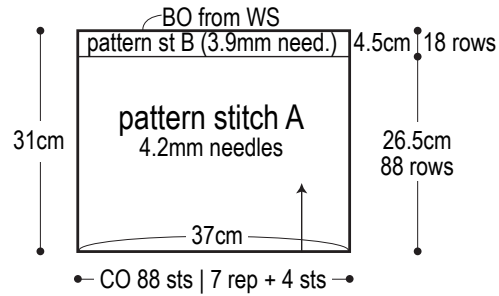
Strap/bottom/side piece: Work in stockinette stitch, placing markers where indicated. Make 2 of these pieces. Seam cast-on row to bind-off row.

Finishing: Seam bottom/side piece to body of bag piece from the inside, with wrong sides facing each other (through 3 layers of fabric) with crochet slip stitch seam. Seam strap area with mattress stitch. Crochet loop, then sew loop and button to bag where shown.

Abbreviations:

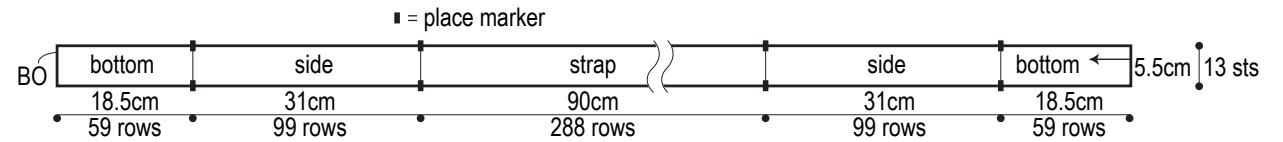
BO = bind off ch = chain stitch CO = cast on pm = place marker rep = pattern repeat(s) RS = right side WS = wrong side

Body of bag (make 2)



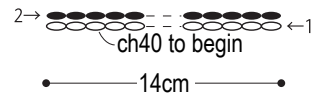
Strap/bottom/side piece (make 2)

stockinette stitch, 4.2mm needles

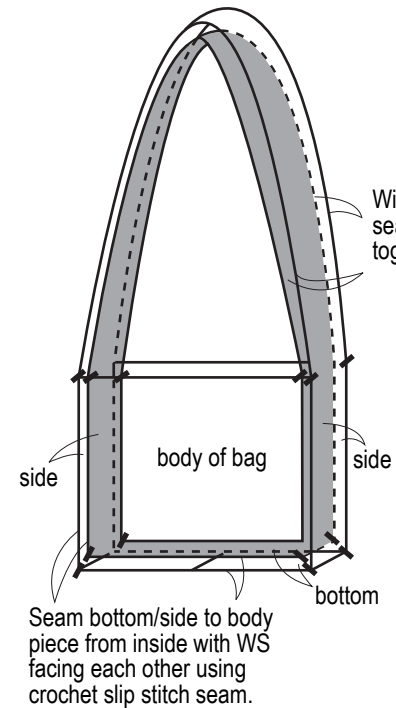
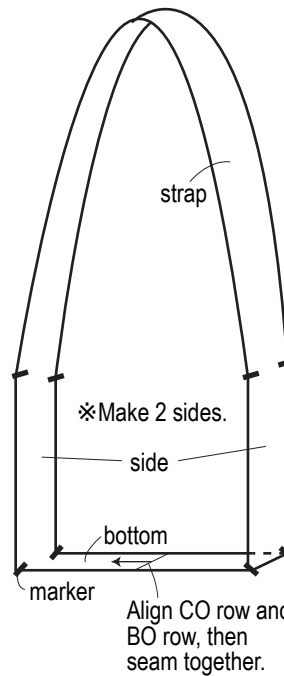


Loop

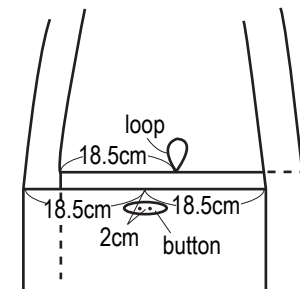
3.0mm hook



Finishing



With RS facing each other, seam two ends of strap together with mattress stitch.



88

pattern stitch A
4.2mm needles

$$\boxed{} = \boxed{-} \text{ purl}$$

BO from WS

➤ 4-row repeat

40-row repeat

12-st repeat

1 (CO row)