

# 213ss-35 Shine Cotton Lacy Skirt



## Suggested yarn:

- Pierrot Yarns Shine Cotton [100% cotton; 155 yds/142m per 1.06 oz./30g skein]; color #01 white, 4 skeins [110g]

## Tools/Notions:

- 2.3mm (approx. US B) crochet hook or size necessary to achieve gauge
- elastic for waistband (2cm/0.79" wide, 50cm/19.69" long)
- 18 sequins (5mm/0.20")

## Finished measurements:

- waist 48cm/18.90"
- length 33cm/12.99"

## Gauge (10cm/4" square):

- pattern stitch A: 30 sts and 16 rows
- pattern stitch B: 30 sts and 23 rows

*Gauge may vary according to individual crochet style. Change hook size if necessary to achieve gauge. Alternatively, rework pattern with your own gauge measurements.*

## Crochet Tips

**Skirt section:** Work chain to begin, then work in pattern stitch A, increasing as indicated. Make 2 of the same piece.


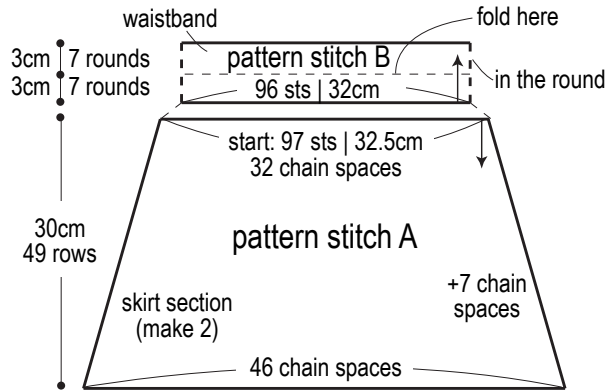
**Finishing:** Seam sides with chain seam (alternation chain stitches and slip stitches as needed to maintain pattern). Fold waistband where indicated on schematic. Tack down waistband while inserting elastic into waistband casing as you go. Crochet ribbon braid and sew to hem. Also sew sequins to skirt where indicated.

## Abbreviations:

ch = chain  
m = magic ring  
rep = pattern repeat(s)

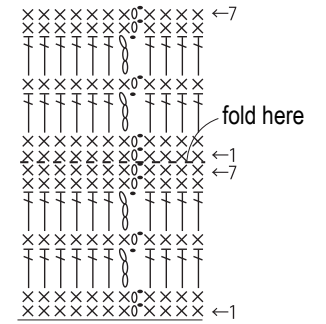
# Skirt

2.3mm hook

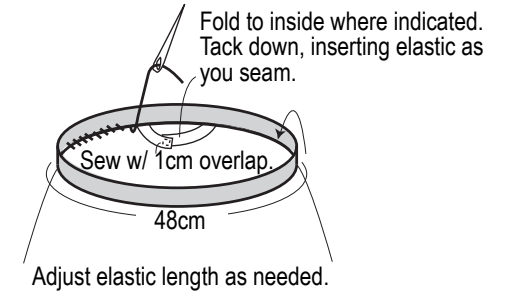


# Pattern stitch B

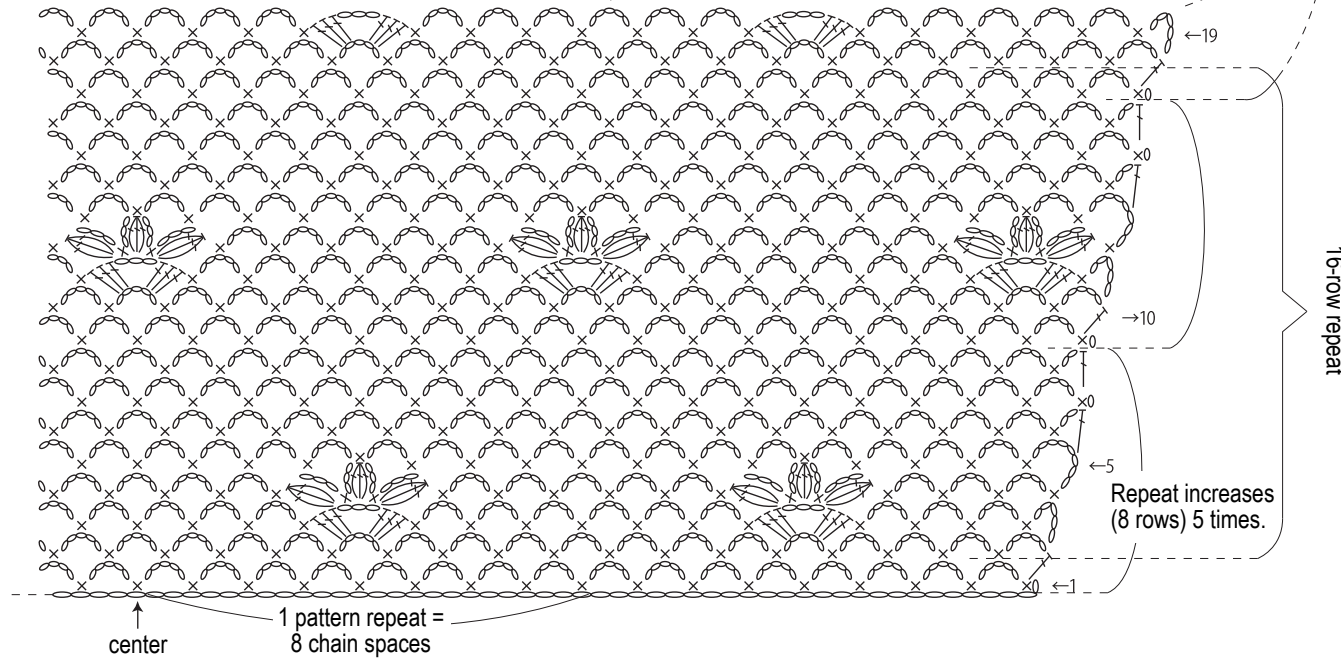
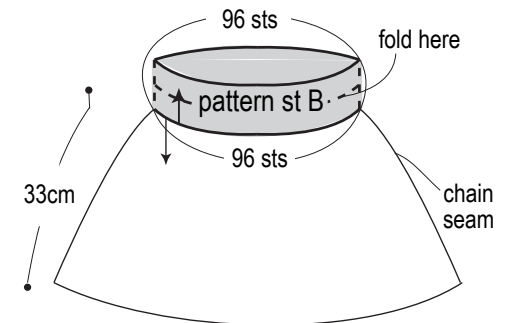
2.3mm hook



# Waistband



# Finishing



# Ribbon braid: 18 motifs

2.3mm hook

