

211s-5 Dolce Lino Casquette



Suggested yarn:

- Pierrot Yarns Dolce Lino [64% cotton, 36% linen; 115 yds/105m per 1.76 oz./50g skein];
 - kids' size: color #08 pink/green/blue, 2 skeins [60g]
 - ladies' size: color #06 yellow-green/blue, 2 skeins [75g]

Tools/Notions:

- 3.0mm (approx. US C or D) crochet hook or size necessary to achieve gauge

Finished measurements:

- kids' size:
 - head circumference 47cm/18.50"
 - depth 18.5cm/7.28"
- ladies' size:
 - head circumference 53cm/20.87"
 - depth 21cm/8.27"

Gauge (10cm/4" square):

- single crochet (US): 20.5 sts and 24 rows
- pattern stitch: 20.5 sts and 8.5 rounds

Gauge may vary according to individual crochet style. Change hook size if necessary to achieve gauge. Alternatively, rework pattern with your own gauge measurements.

Crochet Tips

Body of hat: Work a chain and join into the round. Work even in pattern stitch for 9 rounds for kids' size and 10 rounds for ladies' size. Starting from next round, work decreases as indicated until you reach top of hat. On last round, thread yarn through top loops of every dc stitch; cinch hat shut.

Hatband: Working into foundation chain of body of hat, work 4 rounds in sc.

Bill: Working first row into hatband stitches, crochet bill according to chart.

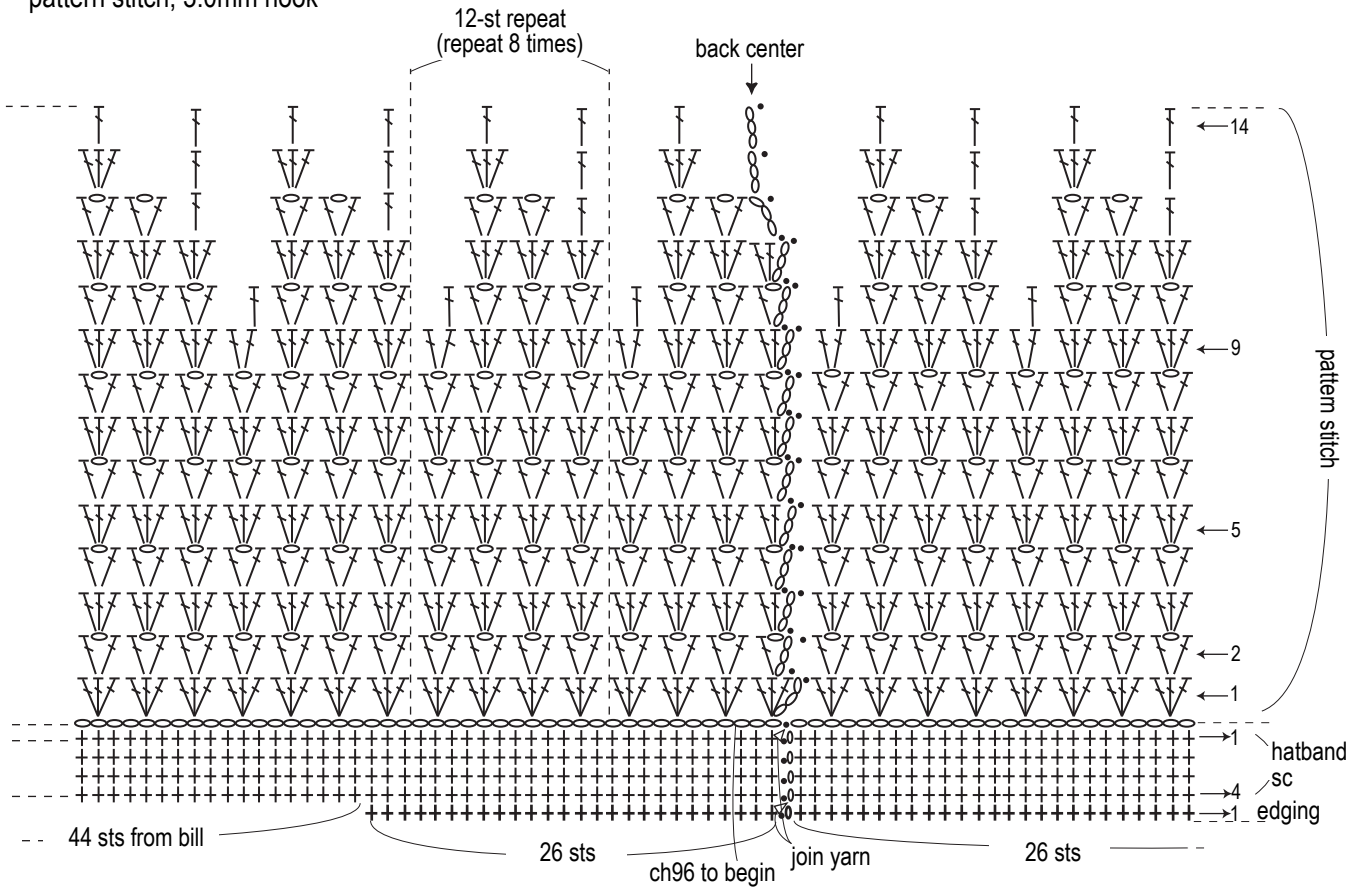
Finishing: Seam hatband and inside edge of bill together from wrong side with slip stitch seam. Continuing mouth of hat and bill, work 1 round of sc as edging.

Abbreviations:

ch = chain
sc = single crochet (US)

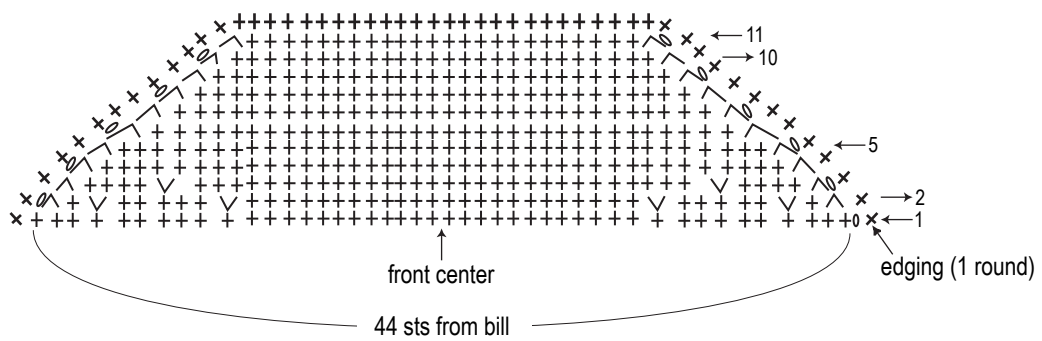
Body of hat (kids' size)

pattern stitch, 3.0mm hook

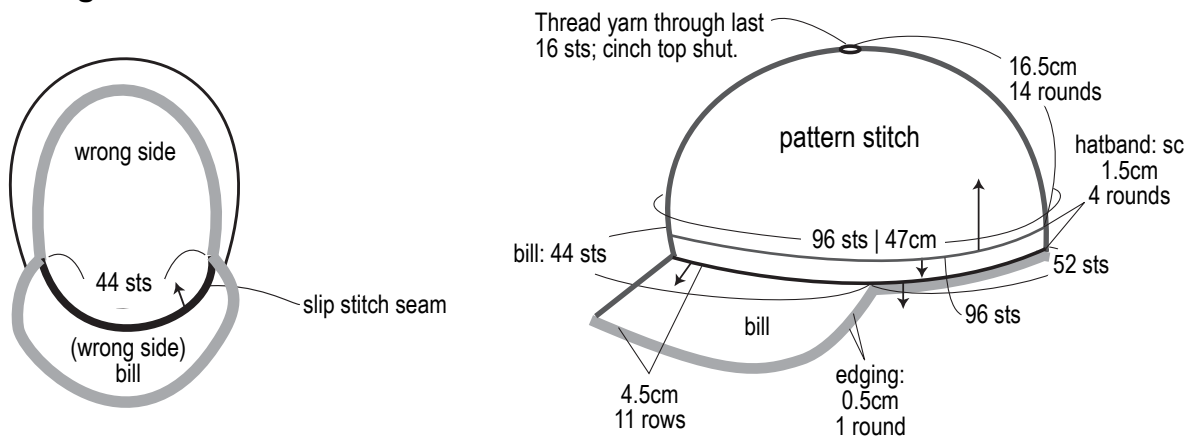


Bill

3.0mm hook

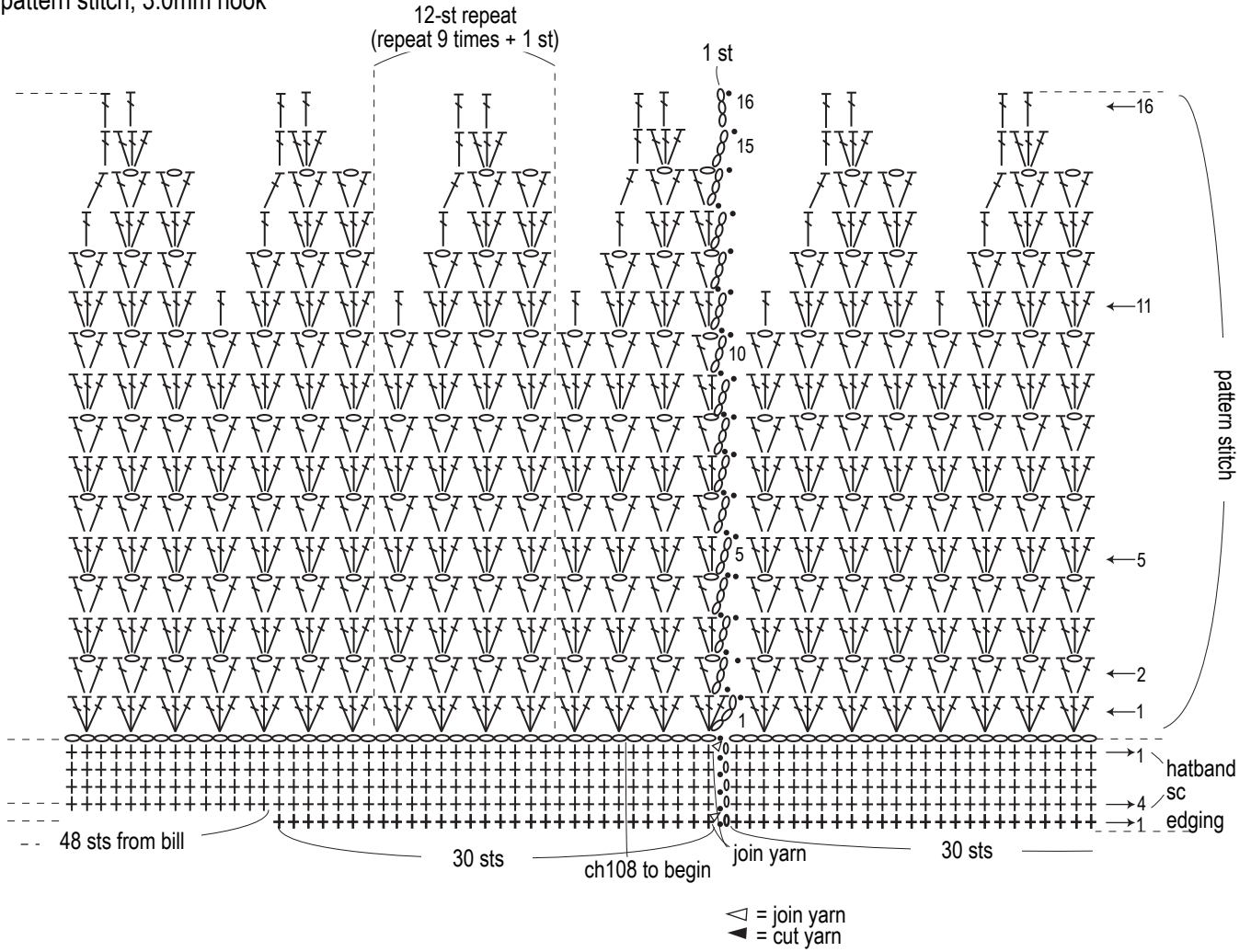


Finishing



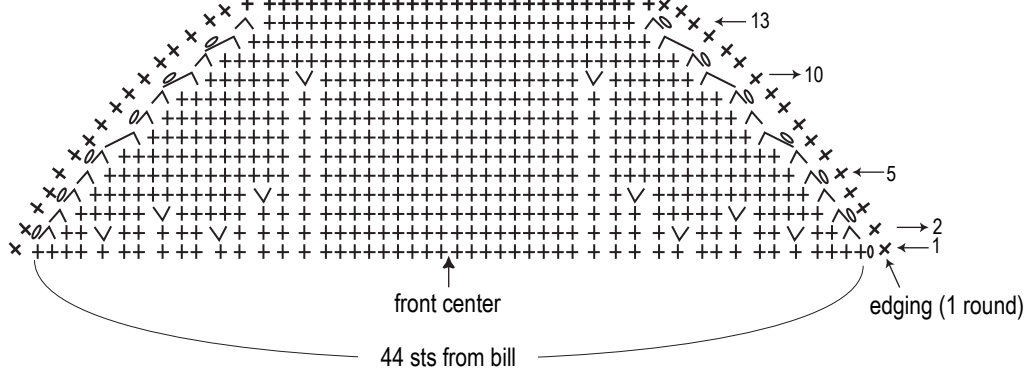
Body of hat (ladies' size)

pattern stitch, 3.0mm hook

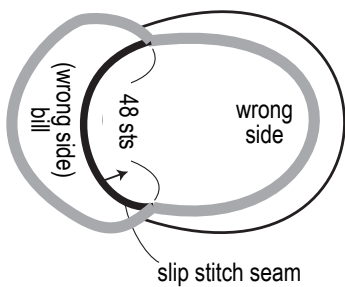


Bill

3.0mm hook



Finishing



Thread yarn through last 19 sts; cinch top shut.

