

# MeriSilk Handwarmers



## Suggested yarn:

- Grignasco MeriSilk [80% merino, 20% silk; 273 yds/250m per 1.76 oz./50g skein]; color #5 green smoothie, 1 skein [50g]

## Tools/Notions:

- 2.3mm (approx. US B) and 2.5mm (approx. US C) crochet hooks or sizes necessary to achieve gauge

## Finished measurements:

- width 9.5cm/3.74"
- length 16.5cm/6.50"

## Gauge (10cm/4" square):

- pattern stitch (with smallest hook): 28 sts and 18.5 rounds

*Gauge may vary according to individual crochet style. Change hook size if necessary to achieve gauge. Alternatively, rework pattern with your own gauge measurements.*

## Crochet Tips

**Body:** Work chain to begin, and work pattern stitch in the round. Change hook size when indicated on chart. Work thumbhole as follows: using a 2.5mm hook, loosely chain 8 stitches. In fourth round of second section worked with 2.5mm hook (where thumb will be), work stitches into this chain (instead of working into the stitches in the round below).

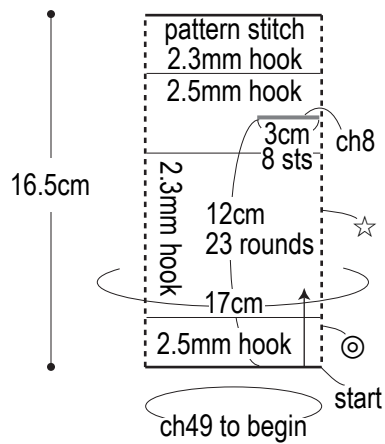
**Thumb:** Working first round into body of mitt and thumbhole chain, sc thumb in the round.

※Reverse shaping of right mitt for left mitt.

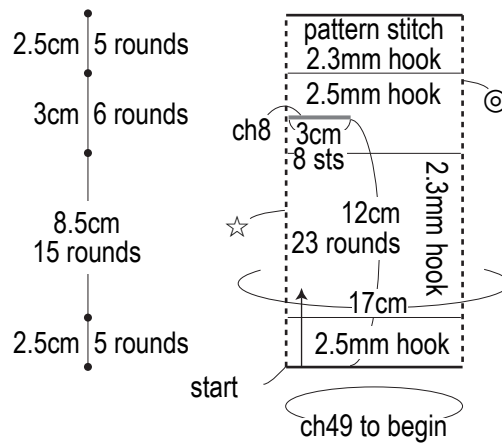
## Abbreviations:

bp = back post  
ch = chain  
dc = double crochet (US)  
fp = front post  
sc = single crochet (US)

## Right hand



## Left hand

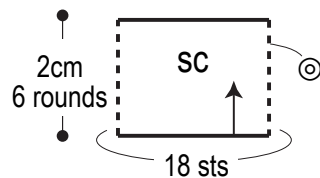


⊙ = in the round

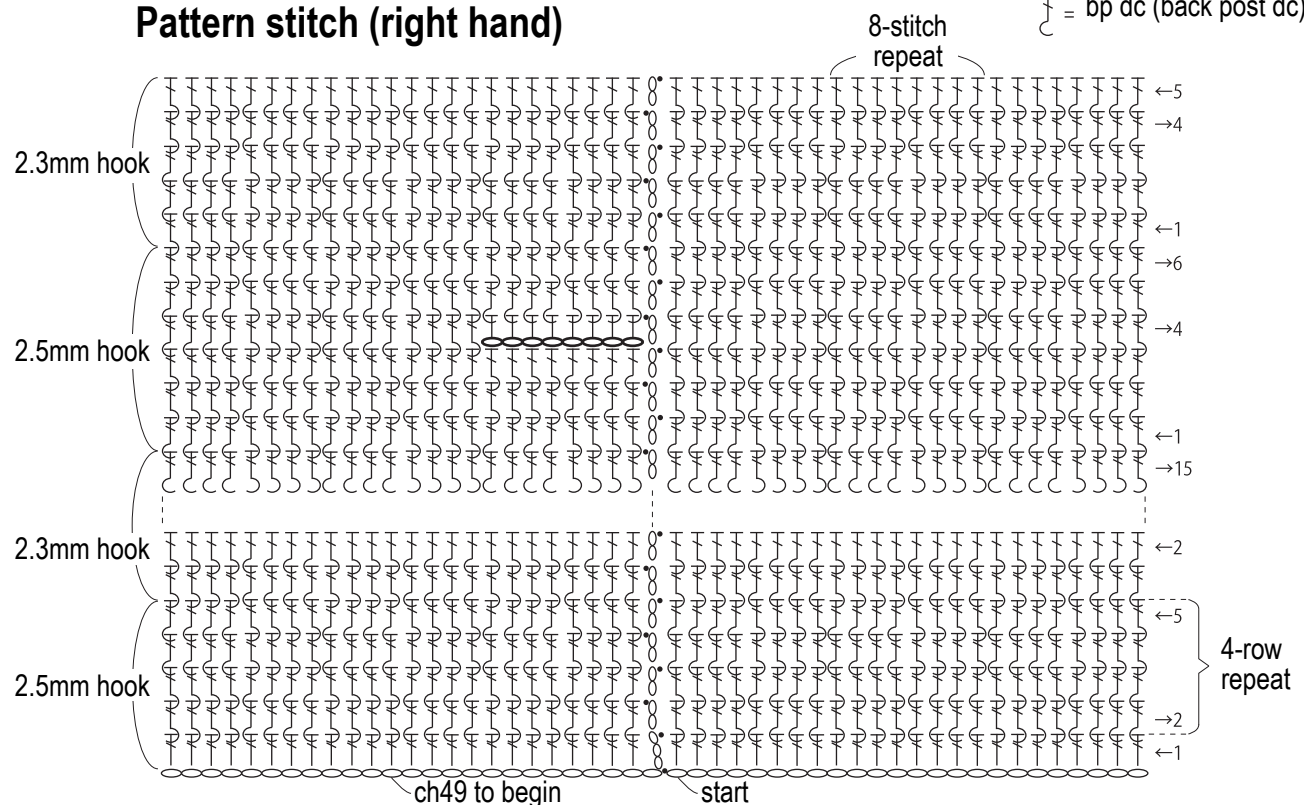
☆ = posts

— = ch8 in advance  
(to be used for thumb)

## Thumb (2.5mm hook)



## Pattern stitch (right hand)



↗ = fp dc (front post dc)

↖ = bp dc (back post dc)

※Reverse shaping for left mitt.