

212w-11 Orange Beanie



Suggested yarn:

- Pierrot Yarns Orange [100% merino wool; 175 yds/160m per 1.76 oz./50g skein]; color #07 old rose/olive, 2 skeins [60g]

Tools/Notions:

- 3.0mm (US 2½) and 3.3mm (approx. US 3) double-pointed knitting needles or sizes necessary to achieve gauge

Finished measurements:

- head circumference 57.5cm/22.64"
- length 21.5cm/8.46"

Gauge (10cm/4" square):

- pattern stitch A (3.0mm needles): 24 sts and 55 rounds
- pattern stitch B (3.3mm needles): 23.5 sts and 36 rounds

Gauge may vary according to individual knitting style. Change needle size if necessary to achieve gauge. Alternatively, rework pattern with your own gauge measurements.

Knitting Tips

Cast on with long-tail cast-on method. Work in pattern stitch A in the round, then pattern stitch B, changing needle size when indicated. Work decreases for top as shown in chart. Thread yarn through remaining stitches and cinch top shut. Make pom-pom and sew to top of hat.

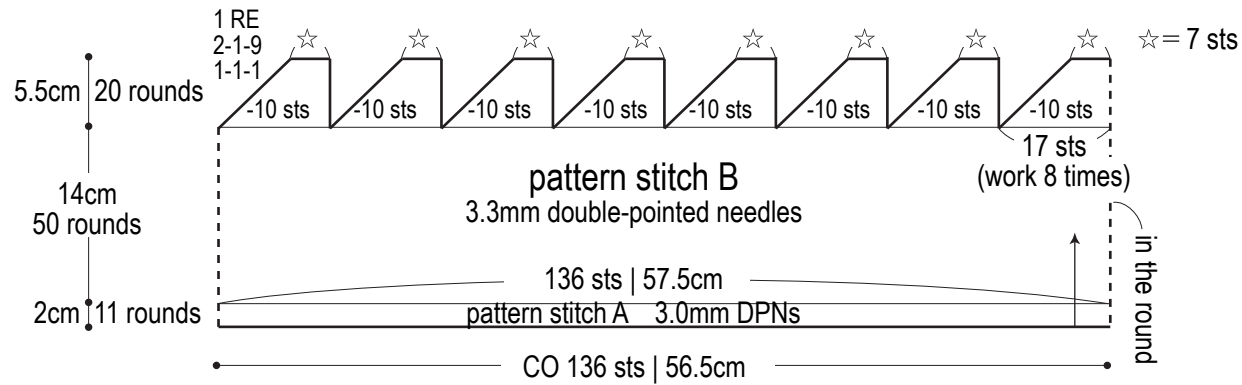
Abbreviations:

CO = cast on

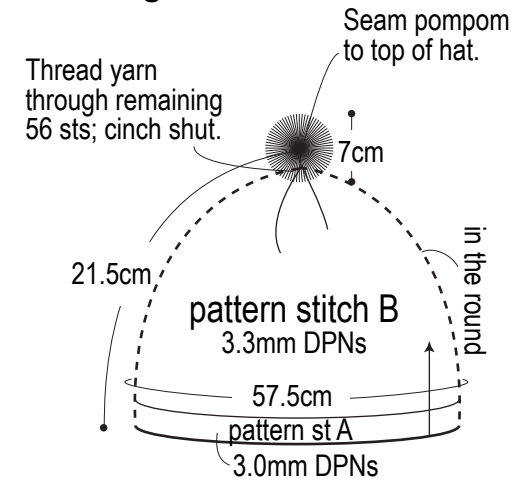
RE = round(s) even

#-#-# = roundss-stitches-times

Body of hat

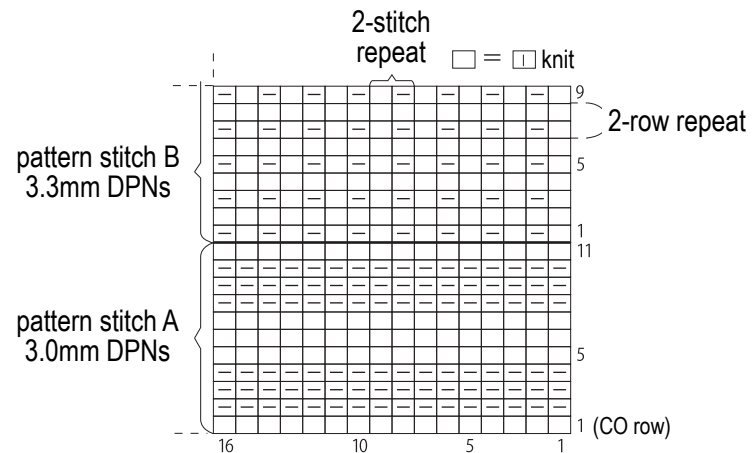


Finishing



※Make pompom by wrapping yarn 150 times around a piece of cardboard 9cm in diameter.

Pattern stitch



Top decreases

