

# Criss-cross Bag



## Suggested yarn:

- Pierrot Yarns Keito-Zakka Stores Bitter Biscuit [67% wool, 17% nylon, 16% silk; 67 yds/61m per 1.23 oz./35g skein]; color #4 orange almond, 8 skeins [250g]

## Tools/Notions:

- 4.2mm (approx. US 6) knitting needles or size necessary to achieve gauge
- 1 pair leather purse handles

## Finished measurements:

- width 32.5cm/12.80"
- depth 33.5cm/13.19"

## Gauge (10cm/4" square):

- pattern stitch: 33 sts and 44 rows (1 pattern repeat = 12 sts and 8 rows)

*Gauge may vary according to individual knitting style. Change needle size if necessary to achieve gauge. Alternatively, rework pattern with your own gauge measurements.*

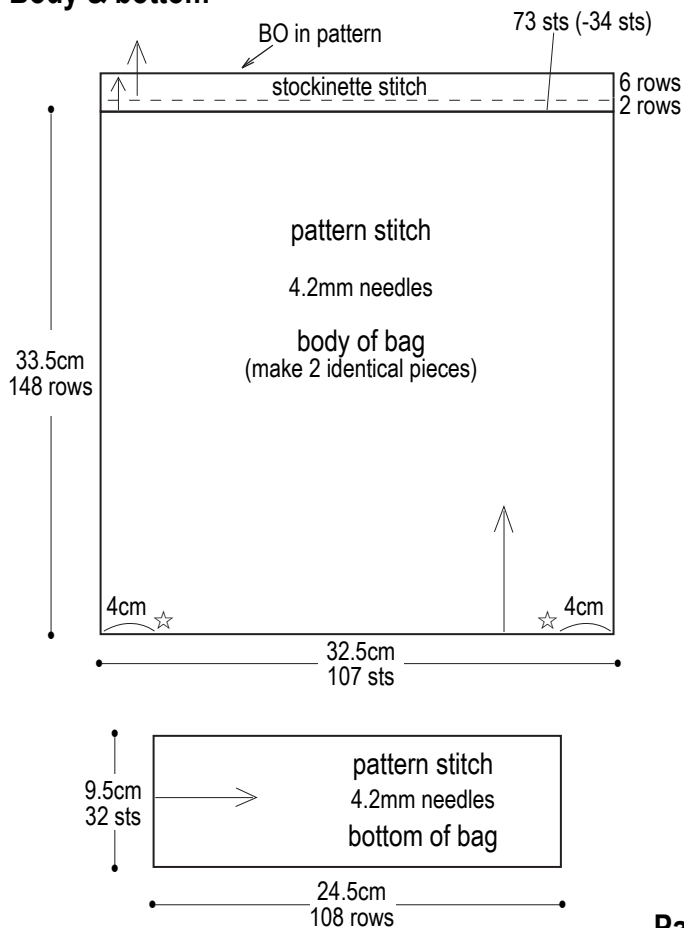
## Knitting Tips

Cast on 107 stitches with long-tail cast-on method. Keeping one selvedge stitch at each edge, work in pattern stitch (refer to chart). Cast on 32 stitches for bottom in the same way, and work in pattern stitch. Seam the two sides of the body of the bag with mattress stitch. Seam bottom with slip stitch. Fasten handles to body of bag.

## Abbreviations:

BO = bind off  
C6B = cable 6 back  
C6F = cable 6 front  
CO = cast on

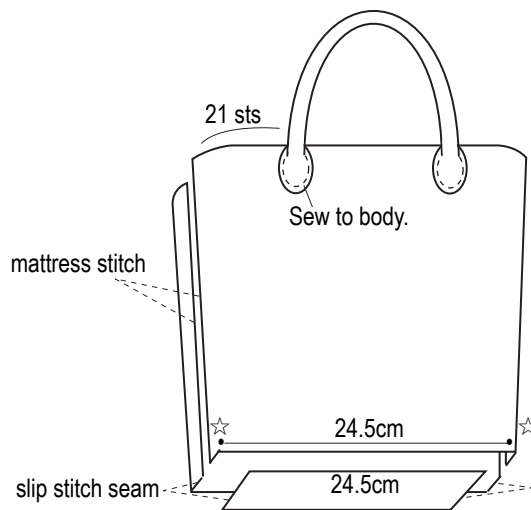
## Body & bottom



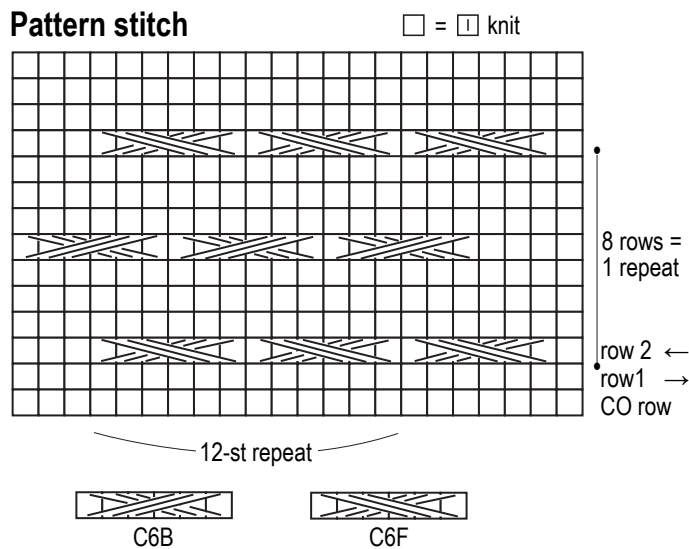
## Finishing

Fold mouth of bag to wrong side (at marked line of purl stitches) and whipstitch in place. Sew handles to bag 21 stitches in from each edge.

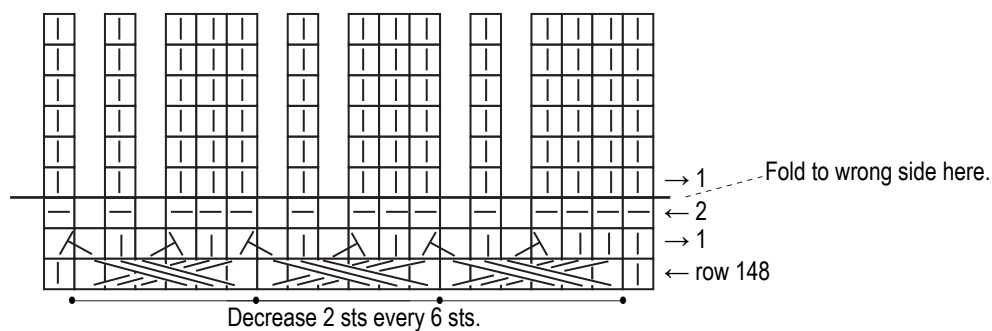
Seam both sides with mattress stitch. Seam bottom to body with slip stitch.



## Pattern stitch



## Decreases for mouth of bag



In order to align the bind-off stitches above the cables, decrease 2 stitches every 6 stitches.

Work 1 row of purl stitch, 6 rows of stockinette stitch, then bind off in pattern.