

210-195-hat Pompom Beanie



Suggested yarn:

- ladies' size:
 - Pierrot Yarns Carnival Rover [100% wool; 24 yds/22m per 3.53 oz./100g hank]; color #10 matcha, 2 hanks [200g]
 - Pierrot Yarns Standard [66% rayon, 34% polyester; 481 yds/440m per 1.76 oz./50g cone]; color #5401 gold lamé, 1 cone [10g]
 - Pierrot Yarns Kirara [89% acetate, 11% polyester; 1892 yds/1730m per 1.76 oz./50g cone]; color #4824 black, 1 cone [5g]
- kids' size:
 - Pierrot Yarns Carnival Rover [100% wool; 24 yds/22m per 3.53 oz./100g hank]; color #8 brown, 2 hanks [170g]
 - Pierrot Yarns Cocotto Wool [97% wool, 3% polyester; 81 yds/74m per 1.41 oz./40g skein];
 - color #21 off-white, 1 skein [10g]
 - color #24 orange, 1 skein [10g]
 - color #25 pink, 1 skein [10g]



Tools/Notions:

- 10.0mm (US N) crochet hook or size necessary to achieve gauge

Finished measurements:

- both sizes: head circumference 57cm/22.44"
- length (ladies' size): 20cm/7.87"
- length (kids' size): 18.5cm/7.28"

Gauge (10cm/4" square):

- double crochet (US): 4.5 sts and 2.5 rows
- single crochet (US): 4.5 sts and 6 rows

Gauge may vary according to individual crochet style. Change hook size if necessary to achieve gauge. Alternatively, rework pattern with your own gauge measurements.

Crochet Tips

Create magic ring, ch3 for turning post, and crochet according to chart.

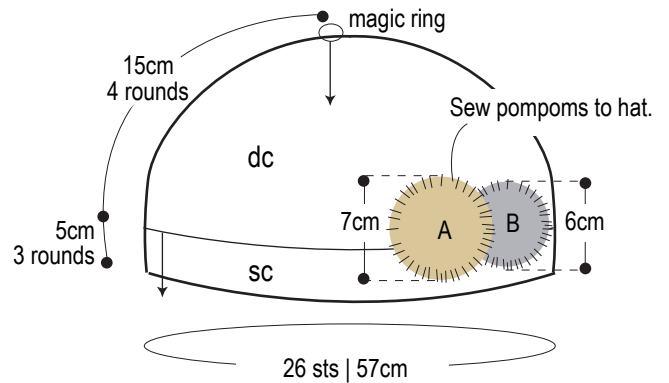
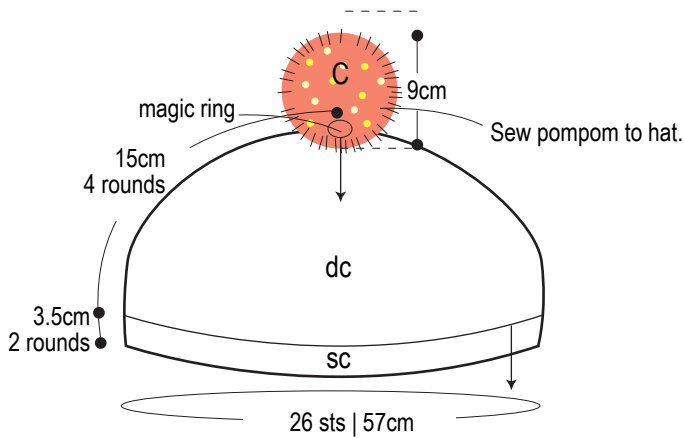
For ladies' size, make pompom A and B; attach to side of hat. For kids' size, make pompom C; attach to top of hat.

Abbreviations:

- ch = chain
- dc = double crochet (US)
- m = magic ring
- sc = single crochet (US)

Ladies' beanie (10.0mm hook)

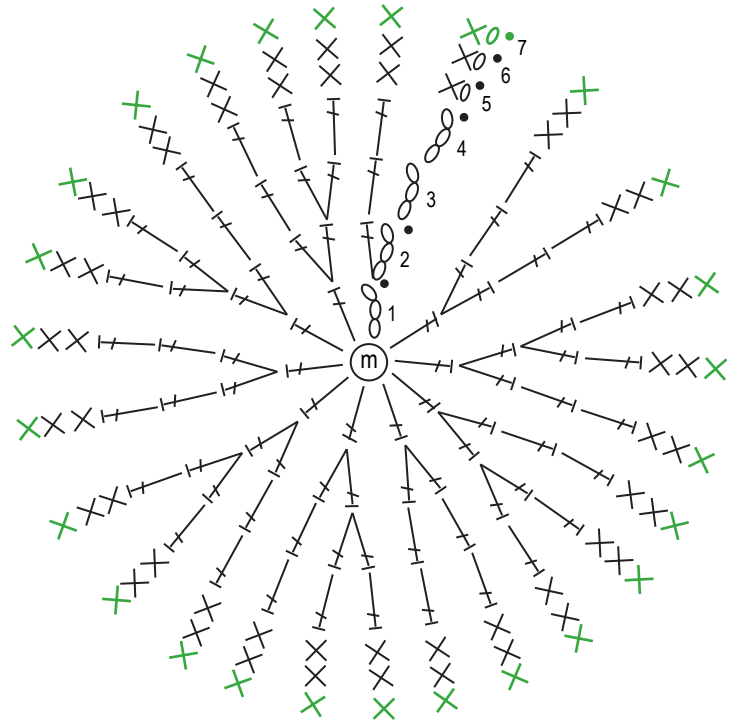
Kids' beanie (10.0mm hook)



round	stitch count	
7	26 (work even)	sc
5-6	26 (work even)	
4	26 (work even)	dc
3	26 (+6 sts)	
2	20 (+10 sts)	
1	10 (10dc into magic ring)	

※Ladies' hat is 7 rounds; kids' hat is 6 rounds.

Instructions (10.0mm hook)



Pompon instructions

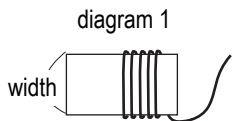



diagram 2



Make pompoms by wrapping yarn around some cardboard. Remove yarn from cardboard and tie a knot in the middle. Cut each loop on both sides. If necessary, trim ends to achieve round shape. ※As lamé yarn is thin and relatively inelastic, please tie it tightly with strong thread such as kite string to avoid breakage.

Pompoms

	yarn	cardboard width	# of wraps
A	Standard, color #5401 gold lamé	8cm	800
B	Kirara, color #4824 black	7cm	800
C	Cocotto Wool, #21 off-white Cocotto Wool, #24 orange Cocotto Wool, #25 pink	10cm	120

3 strands