

# 210-211-65 Kirakira Kids' Hat and Scarf



## Suggested yarn:

- Pierrot Yarns Kirakira Kids [98% acrylic, 2% polyester; 47 yds/43m per 1.06 oz./30g skein]
  - color #31 white, 2 skeins [35g]
  - color #34 yellow, 2 skeins [45g]
  - color #42 yellow-green, 2 skeins [60g]
  - color #37 dark rose pink, 3 skeins [70g]

## Tools/Notions:

- 5.1mm (approx. US 8) knitting needles or size necessary to achieve gauge
- 5.0mm (US H) crochet hook or size necessary to achieve gauge

## Finished measurements:

- scarf:
  - width 15cm/5.91"
  - length (including fringe) 154cm/60.63"
- hat:
  - head circumference 37.5cm/14.76"
  - length 22cm/8.66"

## Gauge (10cm/4" square):

- pattern stitch: 16.5 sts and 21 rows

*Gauge may vary according to individual knitting style. Change needle size if necessary to achieve gauge. Alternatively, rework pattern with your own gauge measurements.*

## Knitting Tips

**Scarf:** Cast on 25 stitches with long-tail cast-on method and work pattern stitch (stripes) according to schematic. Bind off in pattern. With dark rose pink and yellow-pink, make fringe and attach in 7 places on each end of scarf.

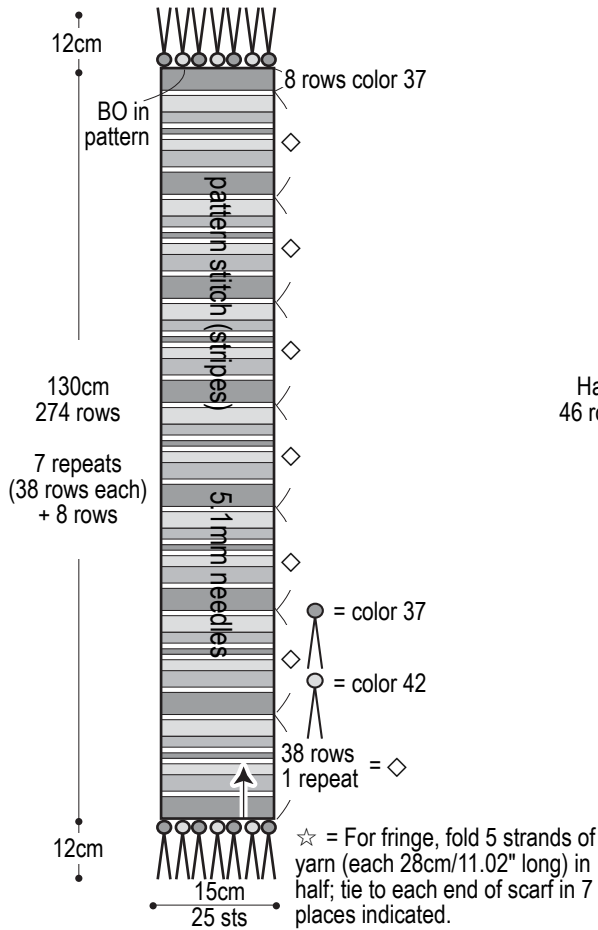
**Hat:** Cast on 62 stitches as for scarf; work in pattern stitch (stripes) according to schematic. Bind off in pattern. Seam top of hat in three places. Make 2 pompoms (each 5.5cm/2.17" diameter). Crochet cord; thread through top and tie. Attach pompoms to ends of cord.

※With steam iron, lightly block wrong side of fabric.

## Abbreviations:

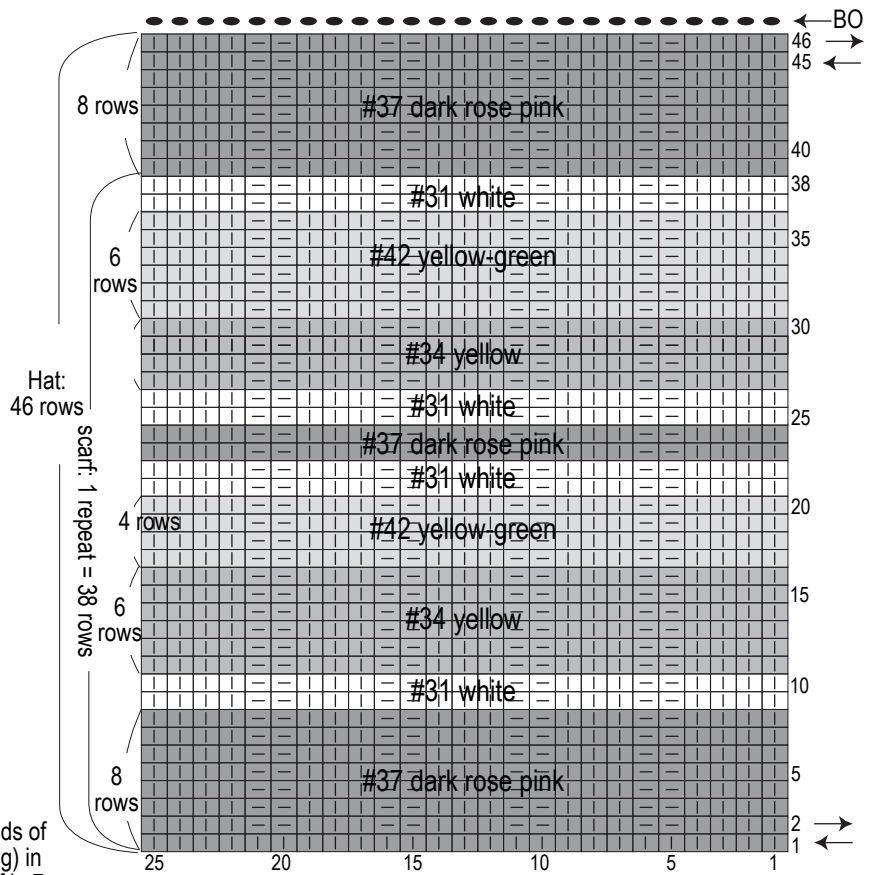
BO = bind off  
rep = pattern repeat(s)

## Scarf

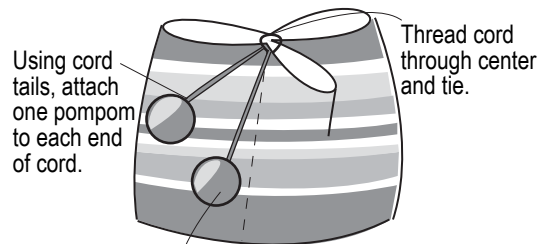
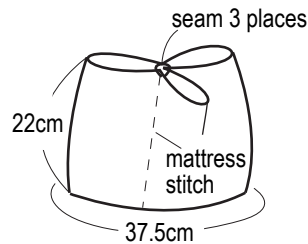


## Pattern stitch

□ = knit □ = purl



## Hat finishing

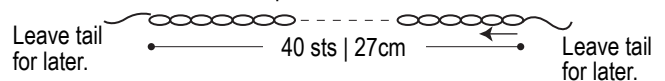


## Pom-pom (diameter: 5.5cm/2.17")

60 wraps with #37 dark rose pink  
60 wraps with #42 yellow-green

## Cord (5.0mm hook)

1 strand of #37 dark rose pink



## Hat

