

# Colorful Hedgehog



## Suggested yarn:

- Keito-Zakka Stores Merino Warm Fingering [50% merino wool, 50% other wool; 164 yds/150m per 1.41 oz./40g skein]; color #21 off-white, 1 skein [20g]
- Ski Yarns SkiPrimo Poire [100% nylon; 79 yds/72m per 1.41 oz./40g skein]; color #2 orange-pink, 1 skein [15g]

## Tools/Notions:

- 2.5mm (approx. US B or C) and 6.0mm (US J) crochet hooks
- 2 buttons (4mm/0.16") or safety eyes
- brown scrap yarn or embroidery thread
- small amount polyfiber or cotton stuffing

## Finished measurements:

- Please see schematics.

## Gauge (10cm/4" square):

- No gauge information is provided in the original pattern.

*Gauge may vary according to individual crochet style. Change hook size if necessary to achieve gauge. Alternatively, rework pattern with your own gauge measurements.*

## Crochet Tips

**Body:** Create magic ring and work 18 rounds in single crochet (US) according to chart. In order to make the wrong side of the single crochet fabric face outward, turn body inside-out.

**Head:** Working into stitches of the body's 18th round, work according to chart. Insert stuffing and on final round, thread yarn tail through remaining stitches and cinch shut.

**Finishing:** Crochet 4 legs and seam to body using yarn tails. Embroider nose and attach eyes.

※ Keeping overall balance in mind, attach feet and eyes as you prefer.

## Abbreviations:

dec = decrease

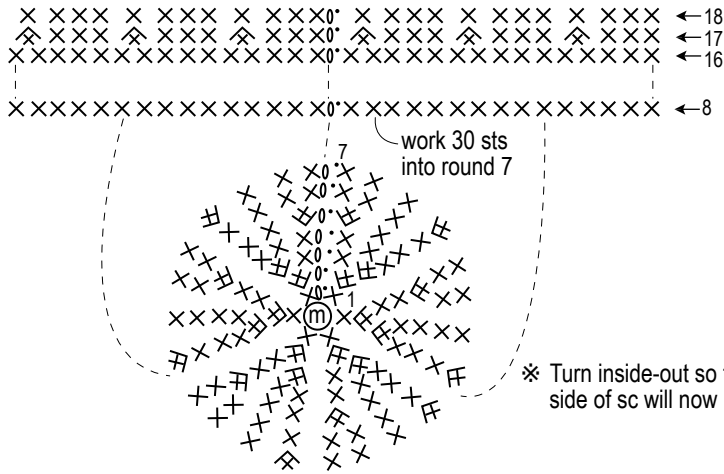
inc = increase

m = magic ring

sc = single crochet (US)

## Body instructions (6.0mm hook)

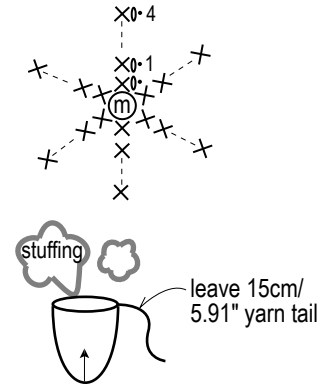
※Use 1 strand of SkiPrimo Poire and 1 strand of Merino Warm Fingering.



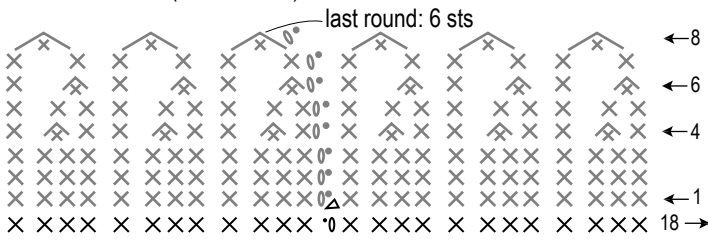
- 18 = 24 sts work even
  - 17 = 24 sts dec 6
  - 16 = 30 sts
- } work even
- 8 = 30 sts
  - 7 = 30 sts inc 6
  - 6 = 24 sts work even
  - 5 = 24 sts inc 6
  - 4 = 18 sts work even
  - 3 = 18 sts inc 6
  - 2 = 12 sts inc 6
  - 1 = work 6 sc into magic ring

## Foot instructions (2.5mm hook)

※Use 2 strands of Merino Warm Fingering.



## Head instructions (2.5mm hook) ※Use 2 strands of Merino Warm Fingering.



- 8 = 6 sts dec 6
  - 7 = 12 sts work even
  - 6 = 12 sts dec 6
  - 5 = 18 sts work even
  - 4 = 18 sts dec 6
  - 3 = 24 sts
  - 2 = 24 sts
  - 1 = 24 sts
- } work even

$\triangleleft$  = join yarn  
 $\blacktriangleleft$  = cut yarn  
 — = body  
 — = head

## Finishing

