

# Mini Muffler & Wristwarmers

© Pierrot Yarns (Gosyo Co., Ltd.). Translation by Linda Lanz.



## Materials

- Pierrot Yarns Soft Merino Fingering [100% merino wool; 183 yds/ 167m per 1.41 oz./40g skein]; color #14 royal blue
  - mini muffler: 2 skeins [60g]
  - wristwarmers: 1 skein [10g (for 1 pair)]
- 3.3mm (approx. US 3) straight knitting needles or size necessary to achieve gauge
- 3.0mm (approx. US C or D) crochet hook or size necessary to achieve gauge

## Gauge

Gauge measured in a swatch 10cm/4" square.

- k1p1 ribbing: 23 sts and 32 rows
- pattern stitch: 26 sts and 11 rows

## Finished measurements

- muffler length 83cm/32.68"
- wristwarmer length 7cm/2.76"
- wristwarmer circumference 17cm/6.69"

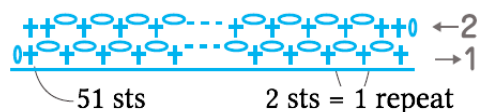
## Crochet Tips

**Mini-muffler:** Cast on with long-tail cast-on method and work in k1p1 ribbing. When finished, bind off in pattern. With crochet hook, work in pattern stitch and then continue to edging. Fold cast-on edge to wrong side and seam to bind-off edge with blindstitch.

**Wristwarmers:** Cast on with long-tail cast-on method and work in k1p1 ribbing. Bind off with tubular 1x1 bind-off method and seam sides with mattress stitch. Crochet 4 flower motifs and attach 2 each to right and left sides.

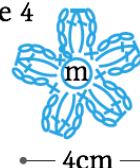
**Abbreviations:** BO = bind off; CO = cast on; m = magic ring; rep = repeat(s); WS = wrong side

## edging (3.0mm hook)

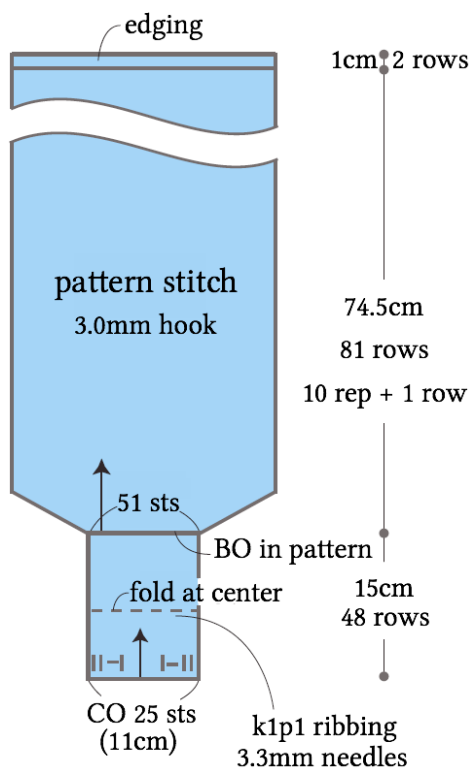


## motif (3.0mm hook)


make 4



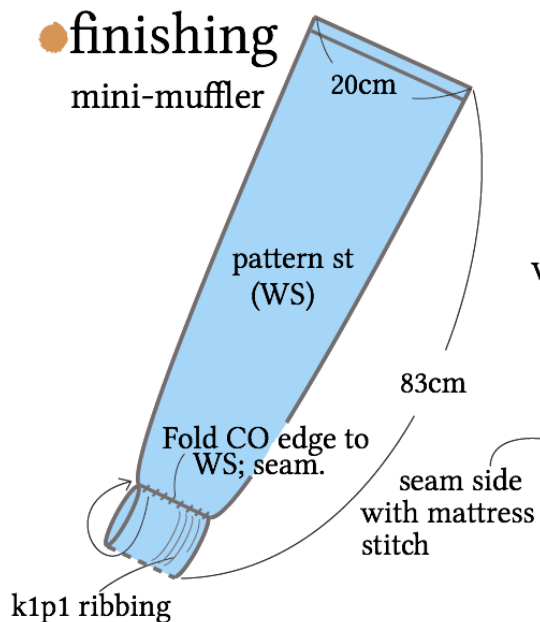
## ● mini-muffler



## ● pattern stitch (3.0mm hook)

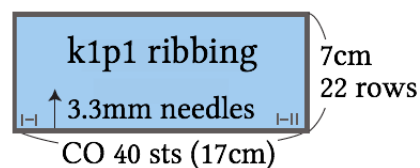


## ● finishing mini-muffler



## ● wristwarmers

(make 2)



## wristwarmers (2)

