

27-FG753 Urara Handbag

© Pierrot Yarns (Gosyo Co., Ltd.). Translation by Linda Lanz.



Materials

- Pierrot Yarns Urara [60% cotton, 20% acrylic, 20% rayon; 137 yds/ 125m per 1.41 oz./40g skein]; color #307; 2 skeins [75g] – *discontinued; please choose appropriate substitute*
- 3.0mm (approx. US C or D) crochet hook or size necessary to achieve gauge

Gauge

- single crochet (US): 20 sts and 20 rows = 10cm/4" square
- pattern stitch: 1 pattern repeat = 4.5cm/1.77" and 10 rows = 10cm/4"

Finished measurements

- see schematics

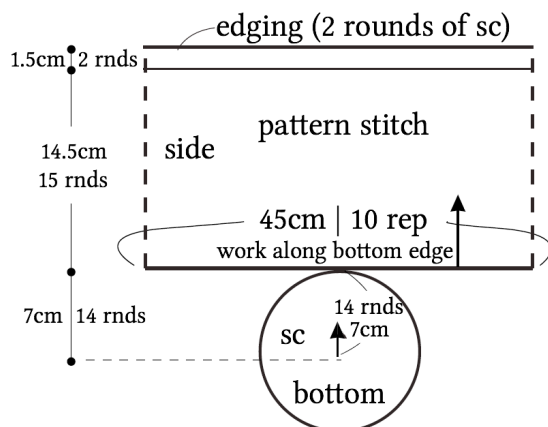
Crochet Tips

※ Entire bag worked with two strands of yarn held together.

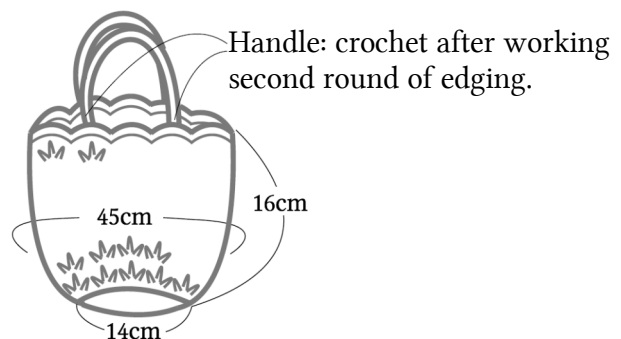
Create magic ring and crochet bottom in sc, increasing as indicated. Continue on to sides of bag, working in pattern stitch. After working 2 rounds of edging, work handles according to schematics.

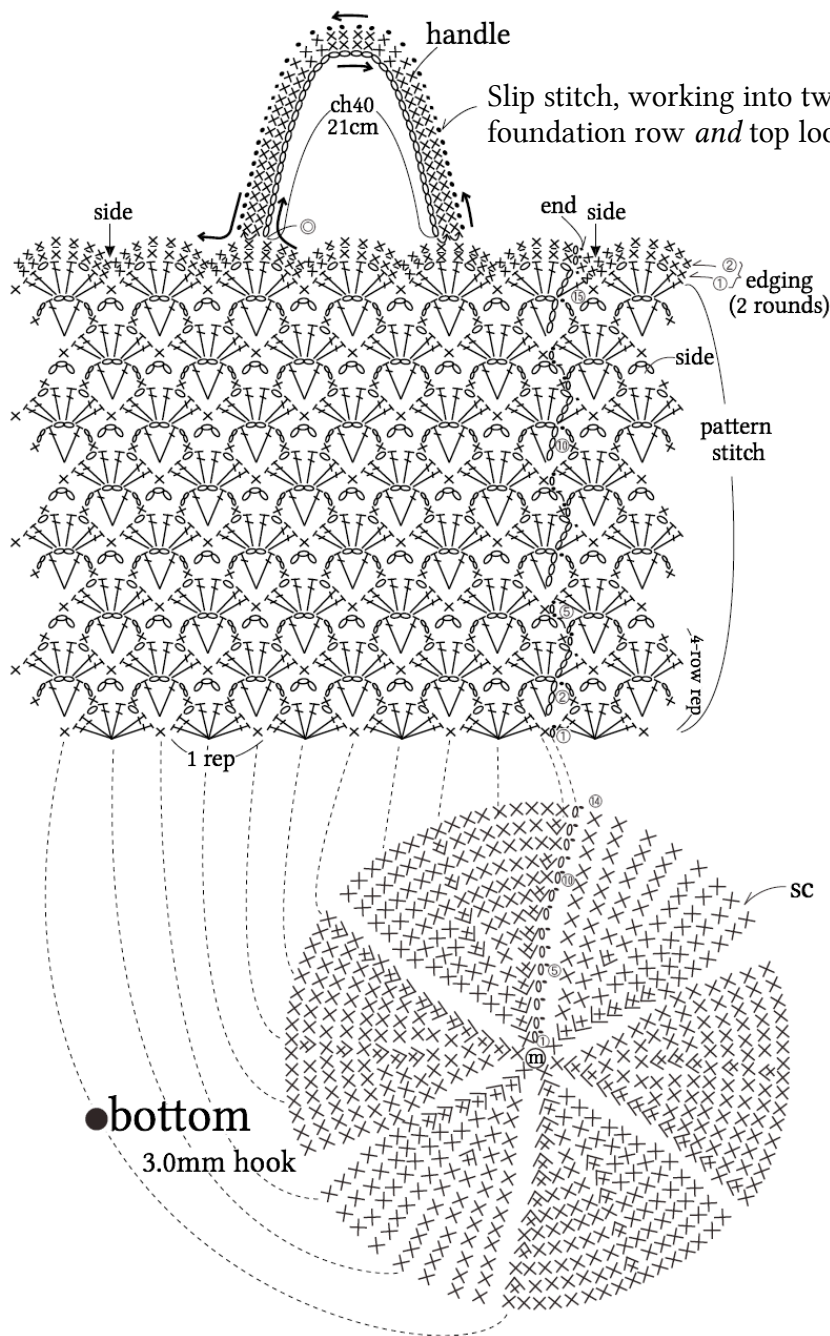
Abbreviations: m = magic ring; rep = pattern repeat(s); rnds = round(s); sc = single crochet (US); tbl = through back loop(s)

●handbag 3.0mm hook



●finished item





| round | stitches | |
|-------|----------|------------------|
| 1 | 6 | +6 sts per round |
| 2 | 12 | |
| 3 | 18 | |
| 4 | 24 | |
| 5 | 30 | |
| 6 | 36 | +12 sts |
| 7 | 48 | |
| 8 | 60 | +4 sts per round |
| 9 | 64 | |
| 10 | 64 | work even |
| 11 | 72 | +8 sts |
| 12 | 72 | work even |
| 13 | 80 | +8 sts |
| 14 | 80 | work even |

Handle



Drop stitch from hook, then insert hook from the wrong side into top loops of sc tbl on side of bag where marked; draw yarn through loop.



Drop stitch from hook, then insert hook from the right side into top loops of sc tbl on side of bag where marked. Insert hook back into dropped stitch; draw yarn through loop.



For first row of sc, work into back side of chain.