

# 27-G743H Pastel Color Nep Hat

© Pierrot Yarns (Gosyo Co., Ltd.). Translation by Linda Lanz.



## Materials

- Pierrot Yarns Pastel Color Nep [40% rayon, 39% linen, 21% cotton; 55 yds/50m per 1.23 oz./35g skein];
  - color #9 beige; 3 skeins [100g]
  - color #1 white; 1 skein [10g]
- 3.5mm (US E) crochet hook or size necessary to achieve gauge
- 65cm/25.59" length of teknorote (0.7mm/0.03" thick) or similar stiff cord, such as nylon monofilament

## Gauge

Gauge measured in a swatch 10cm/4" square.

- double crochet (US): 17 sts and 7 rows
- pattern stitch: 17 sts and 10 rows

## Finished measurements

- head circumference 56cm/22.05"



## Crochet Tips

**Crown:** Chain 96 and join into the round. Crochet crown according to chart. From rounds 9 to 14, decrease by working dc2tog, ending with 8 stitches in the last round. Thread yarn through remaining 8 stitches and cinch shut.

**Brim:** Working into bottom loops of the foundation chain for the crown, crochet brim according to chart, increasing as indicated.

**Corsage:** Referring to schematics and changing colors as indicated, make 2 corsages.

**Abbreviations:** bpssc = back post single crochet (US); dc = double crochet (US); dc2tog = double crochet 2 stitches together; m = magic ring

▷ = join yarn

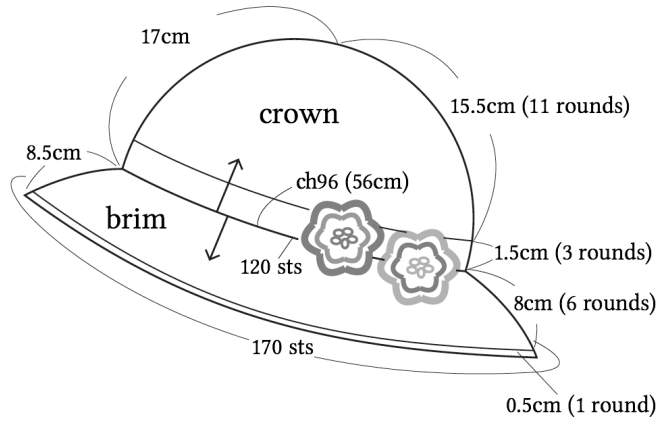
◀ = cut yarn

⌘ = dc2tog

⌘ = 2dc in same stitch

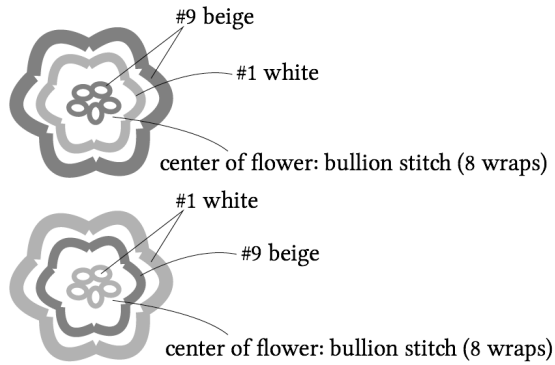
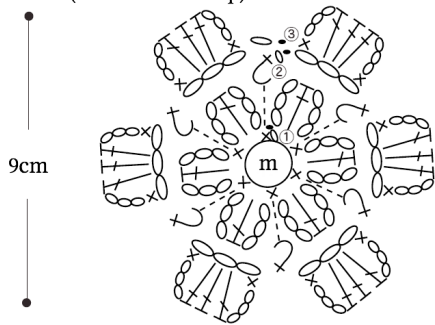
⌘ = 2-dc cluster

●finishing



●corsage instructions

(Pastel Color Nep)



↻ = bpsc

