

210-50 Rose Corsage

© Pierrot Yarns (Gosyo Co., Ltd.). Translation by Linda Lanz.



Materials

- Pierrot Yarns Cotton Lace #20 [100% cotton; 170 yds/155m per 1.41 oz./40g skein];
 - version A: color #207 light purple; 1 skein [7.5g]
 - version B: color #209 beige; 1 skein [9.5g]
- 1.5mm (US steel 8; UK steel 4½) crochet hook
- 2 safety pins

Gauge

- No gauge information is provided in the original pattern. Use a hook size that will yield a fabric to your liking.

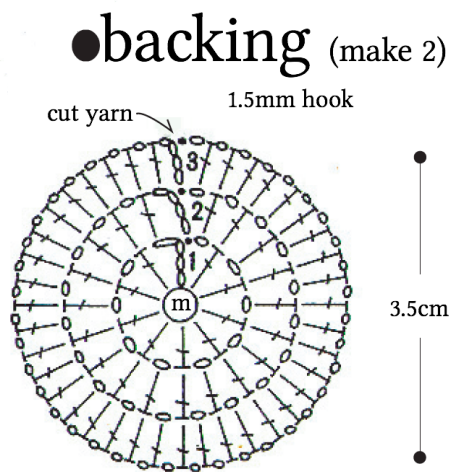
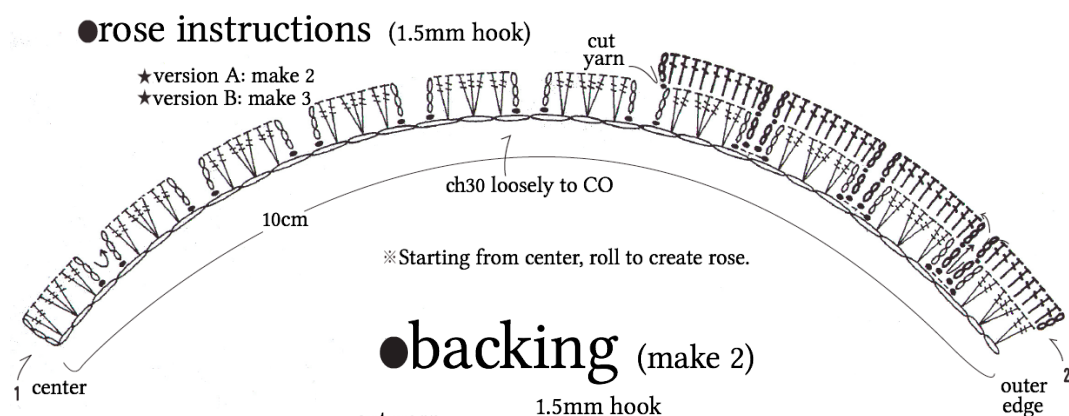
Finished measurements

- see schematics

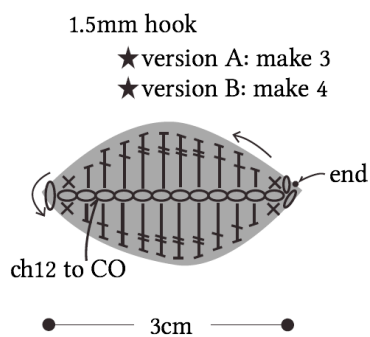
Crochet Tips

Crochet 2 backing pieces and save for later. Chain to cast on and crochet designated number of roses, large leaves, and small leaves, referring to schematics. For each rose, wrap rose piece, and attach leaves and backing keeping balance in mind.

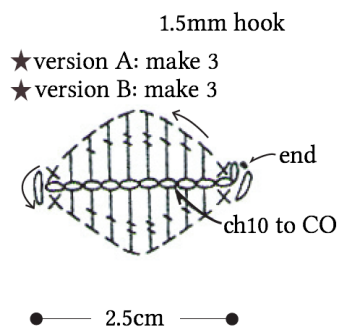
Abbreviations: ch = chain; CO = cast on; m = magic ring




● large leaf




● small leaf



★ version A



★ version B



※ Attach roses and leaves to backings, keeping balance in mind. Attach safety pins to backings.