

28-29 Tunic Vest

© Pierrot Yarns (Gosyo Co., Ltd.). Translation by Linda Lanz.



Materials

- Pierrot Yarns Honwaka [100% cotton; 120 yds/110m per 1.23 oz./35g skein]; color #81 ivory; 3 skeins [100g]
- 3.3mm (approx. US 3) and 3.6mm (approx. US 4 or 5) straight knitting needles or sizes necessary to achieve gauge
- 3.0mm (US 2½) double-pointed knitting needles or size necessary to achieve gauge

Gauge

Gauge is measured in a swatch 10cm/4" square.

- pattern stitch: 23 sts and 30 rows

Finished measurements

- chest 76cm/29.92"
- cross back width 27cm/10.63"
- length 47cm/18.50"

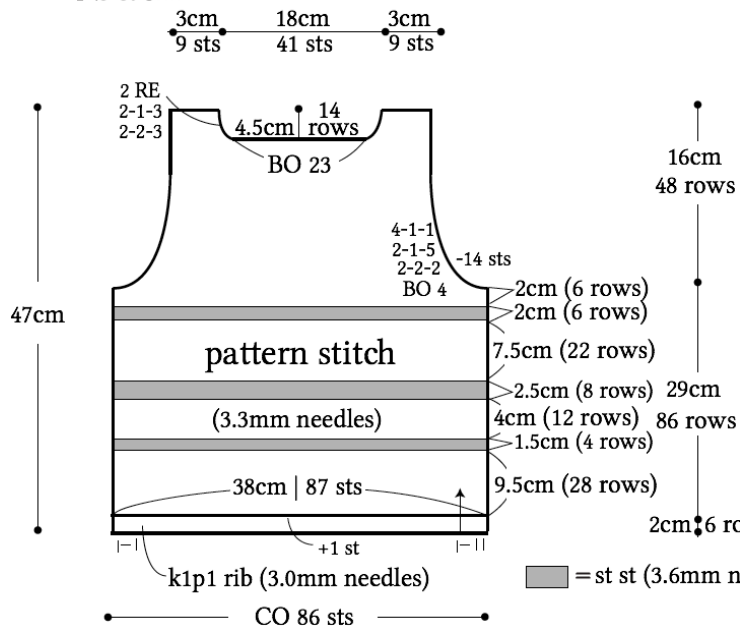
Knitting Tips

Body: Cast on with long-tail cast-on method and work in k1p1 ribbing, stockinette stitch, and pattern stitch according to schematics. Shape armscyes and neckline by binding off stitches and working fully fashioned decreases (worked 1 stitch in from edge).

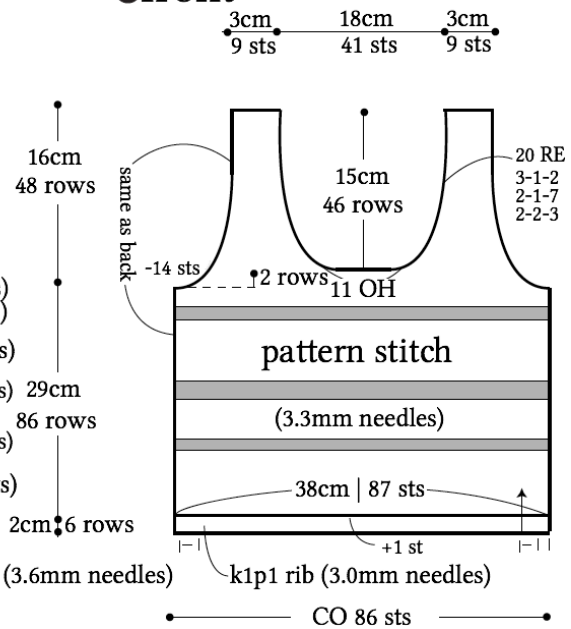
Finishing: Join shoulders with slip stitch; join sides with mattress stitch. Pick up stitches along armscyes and neckline and work k1p1 rib; bind off in pattern.

Abbreviations: BO = bind off; CO = cast on; OH = on hold (place on stitch holder); PU = pick up; RE = row(s) even; st st = stockinette stitch

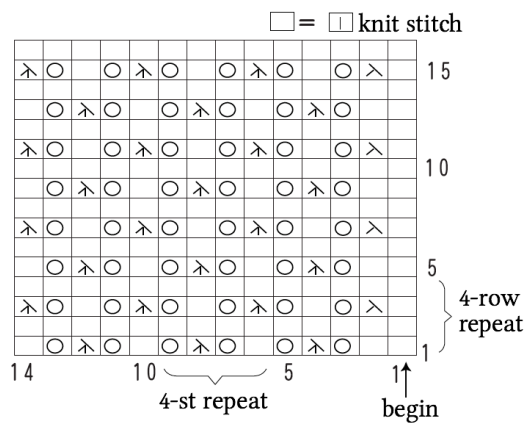
●back



●front



●pattern stitch



●collar, armscye

k1p1 rib (3.0mm needles)

