

# 210-211-59 Motif Pillow

© Pierrot Yarns (Gosyo Co., Ltd.). Translation by Linda Lanz.



## Materials

- Pierrot Yarns Soft Merino Fingering [100% merino wool; 183 yds/ 167m per 1.41 oz./40g skein]; color #06 pale red-brown; 6 skeins [210g]
- 2.3mm (approx. US B) crochet hook or size needed to achieve gauge
- 4 buttons (21mm/0.83" diameter)
- 1 pillow with plain white covering

## Gauge

- 1 motif = 6.5cm/2.56" square

## Finished measurements

- 43cm/16.93" square

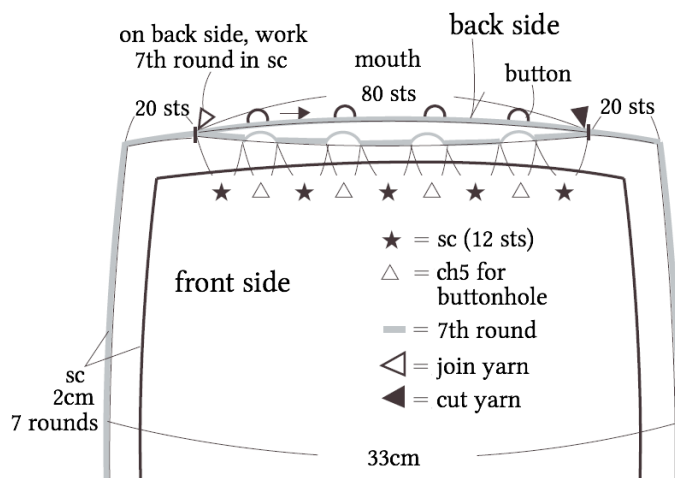
## Crochet Tips

**Motifs:** Chain 6 and form into ring. Crochet according to chart. Starting from the second motif, join motifs 1–36 on the final round with single crochet (US). Repeat for back piece (make 2 pieces total—front and back—each consisting of 36 motifs).

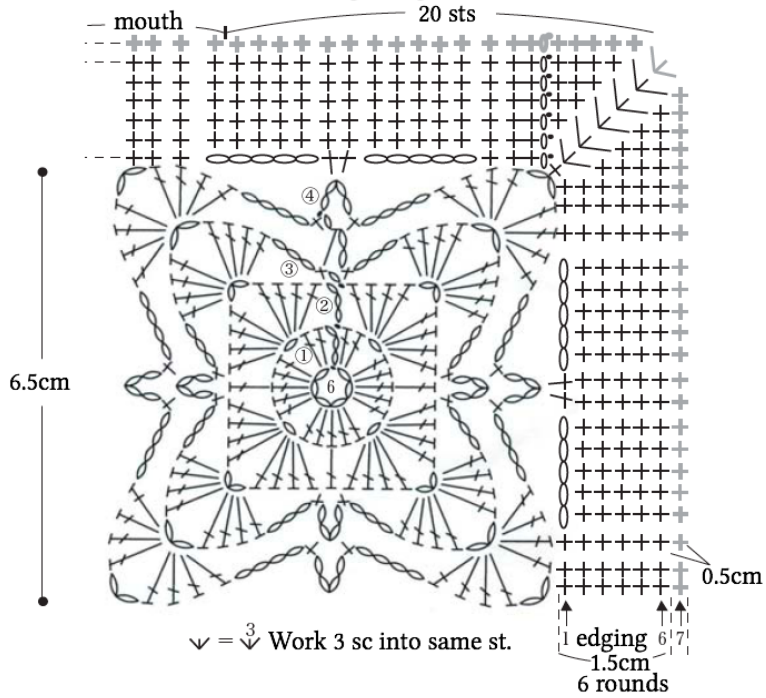
**Finishing:** Work 6 rounds of edging around front and back pieces separately. Join front and back pieces on 7<sup>th</sup> round, except where shown for mouth. Work buttonholes while working round 7 at front mouth. Join yarn and work remainder of round 7 for back mouth in single crochet. Fasten buttons to back side.

**Abbreviations:** ch = chain; sc = single crochet (US)

## ●finishing 2.3mm hook




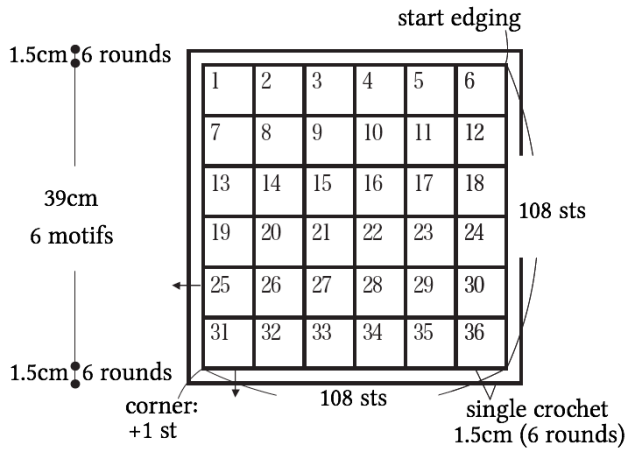
● motifs & edging 2.3mm hook; make 36 x 2



- motif joining method

●motif placement (make 2)

2.3mm hook



## ●buttonholes

2.3mm hook

