

210-211-38 Elegant Cardigan

© Pierrot Yarns (Gosyo Co., Ltd.). Translation by Linda Lanz.



Materials

- Pierrot Yarns Aspen 3 [100% cashmere; 107 yds/98m per 0.88 oz./25g skein]; color #06 pale beige; 8 skeins [180g]
- 3.6mm (approx. US 4 or 5) knitting needles or size necessary to achieve gauge
- 2.5mm (approx. US B or C) crochet hook or size necessary to achieve gauge
- tapestry needle

Gauge

Gauge is measured in a swatch 10cm/4" square.

- stockinette stitch: 21.5 sts and 31 rows
- pattern stitch: 21 sts and 28 rows

Finished measurements

- bust 98cm/38.58"
- length 49cm/19.29"
- cross back width 34cm/13.39"
- sleeve length 52cm/20.47"

Knitting Tips

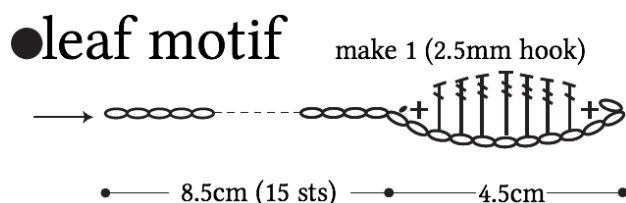
Front and back: Cast on with long-tail cast-on and work in pattern stitch and stockinette stitch.


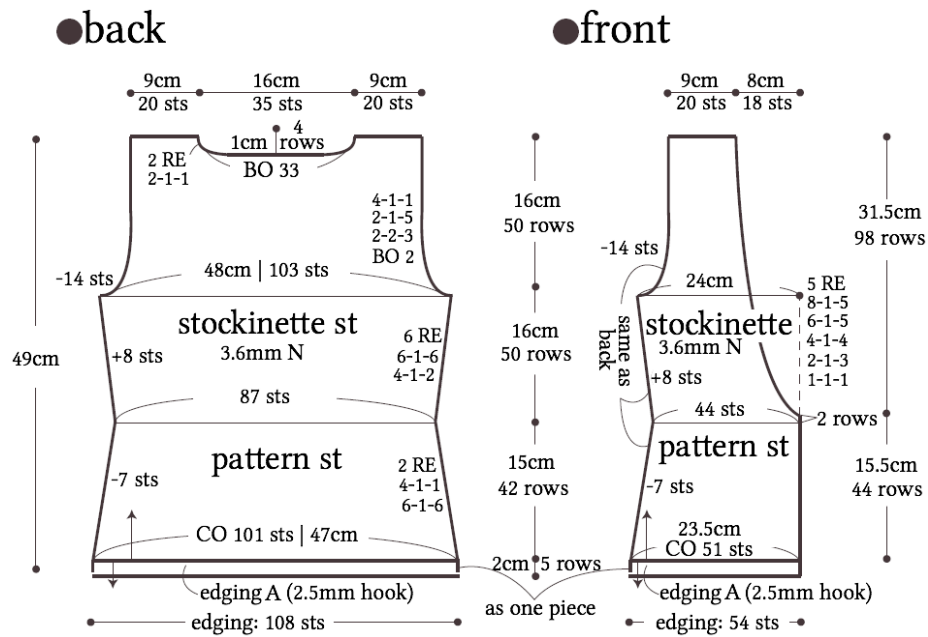
Sleeves: Cast on with long-tail cast-on and work in pattern stitch and stockinette stitch.

Finishing: Join shoulders with slip stitch seam, and join sides with mattress stitch. Crochet edging along front and back hem as one piece. Also crochet edging along neckline and front placket edges. Join sleeve undersides with mattress stitch. Work edging B in the round around cuffs. Join sleeves to body with slip stitch seam.

Flower and leaf motifs: Crochet according to schematics and seam to designated locations.

Abbreviations: BO = bind off; CO = cast on; m = magic ring; N = needles; RE = row(s) even





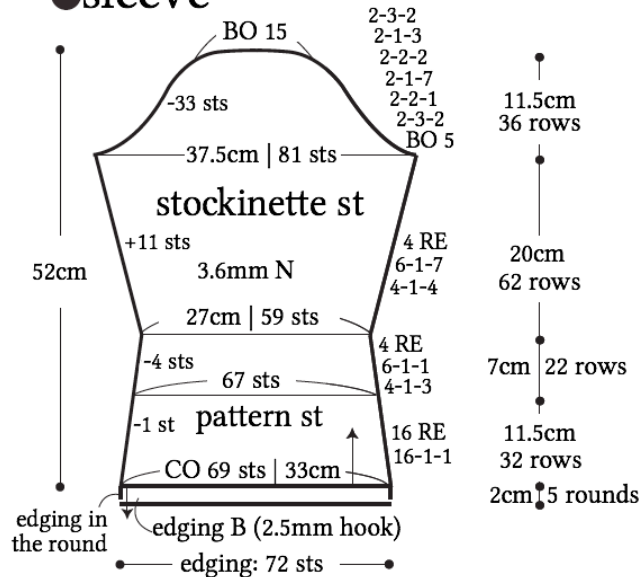
●edging A 2.5mm hook



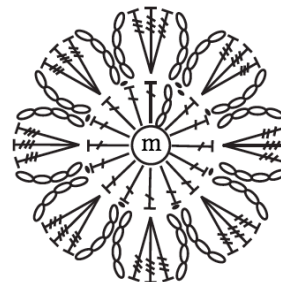
●edging B 2.5mm hook



●sleeve



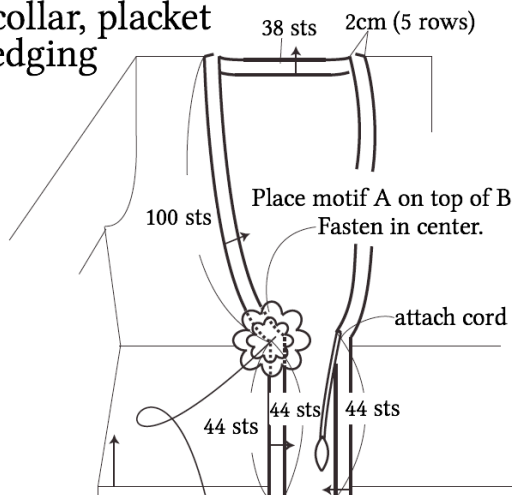
●motif (make 1 of each)



motif A: 2.5mm hook
1 strand of yarn, 5cm/1.97" diameter

motif B: 3.0mm hook
2 strands of yarn, 6.5cm/2.56" diameter

● collar, placket edging



- tip of collar

