

# 210-211-02 Striped Dress

© Pierrot Yarns (Gosyo Co., Ltd.). Translation by Linda Lanz.



## **Materials**

- Pierrot Yarns Merino Gradation [100% merino wool; 62 yds/57m per 1.06 oz./30g skein]; color #1 off-white/beige/brown gradation; 5 skeins [130g]
- Pierrot Yarns Junmo Namibuto2 [100% superwash wool; 79 yds/72m per 1.41 oz./40g skein]; color #23 rose-red; 3 skeins [110g]
- 4.5mm (US 7) knitting needles or size necessary to achieve gauge
- 4.0mm (US G) crochet hook or size necessary to achieve gauge
- tapestry needle

## **Gauge**

Gauge is measured in a swatch 10cm/4" square.

- stockinette stitch: 17 sts and 26 rows
- pattern stitch: 17 sts and 20 rows

## **Finished measurements**

- bust 72cm/28.35"
- cross back width 28cm/11.02"
- length 51.5cm/20.28"

## **Knitting Tips**

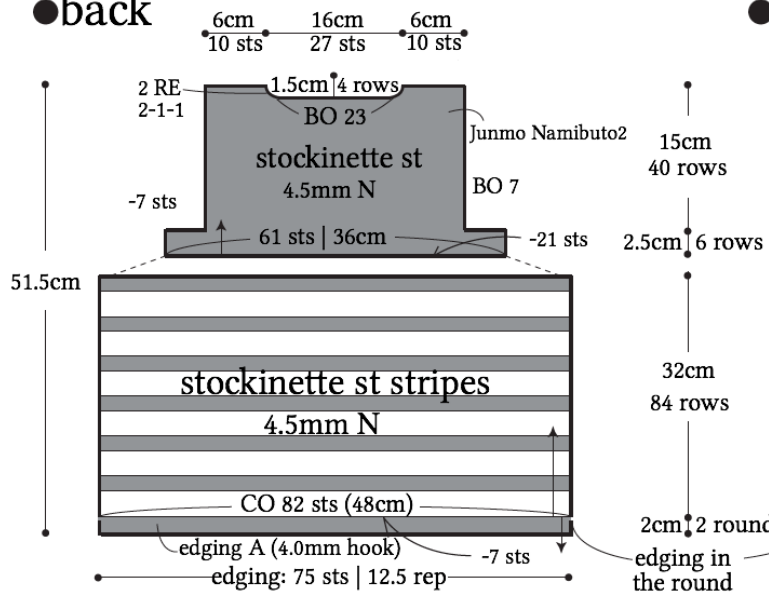
**Front and back:** Cast on with long-tail cast-on method and knit stripes in stockinette stitch. At transition from stripes to solid color at chest, work decreases while working in stockinette stitch.

**Sleeves:** Cast on with long-tail cast-on method and work in pattern stitch. Crochet edging around cuffs.

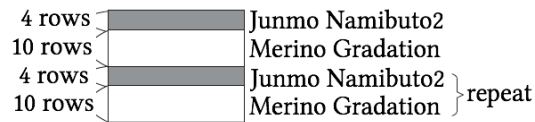
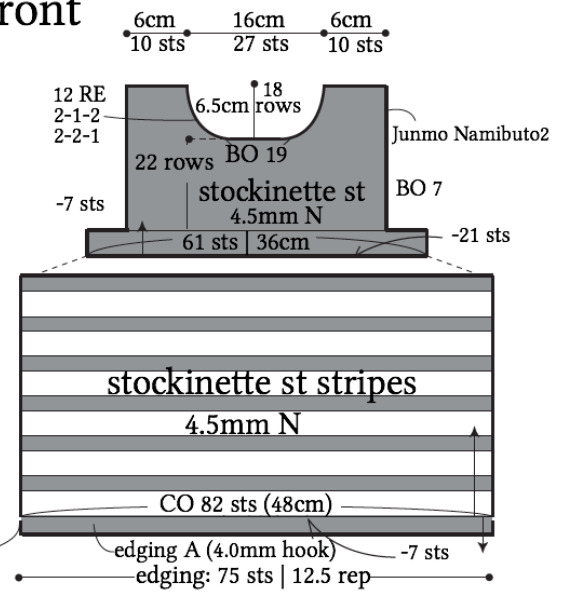
**Finishing:** Crochet two cords. When joining sides with mattress stitch, seam cords to designated locations. Join shoulders with slip stitch. Join sleeves to armscye with slip stitch as designated. Crochet edging in the round at neckline and hem.

**Abbreviations:** BO = bind off; CO = cast on; N = needles; RE = row(s) even; rep = repeat(s)

## ●back



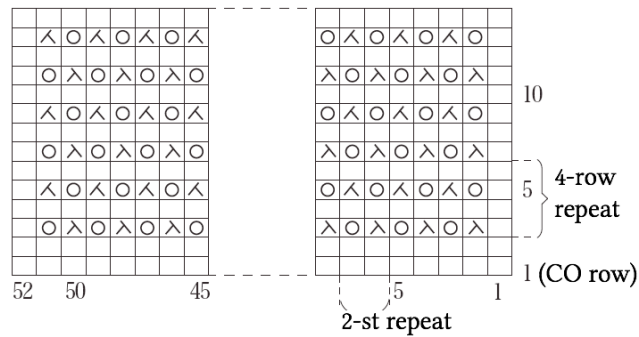
## ●front



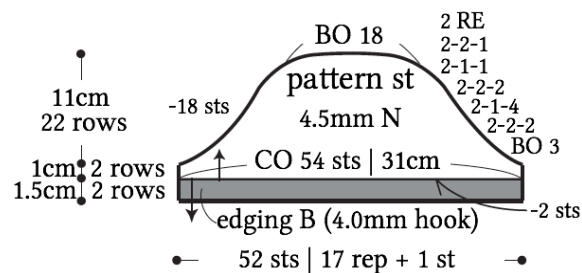
## ●pattern stitch Merino Gradation

4.5mm needles

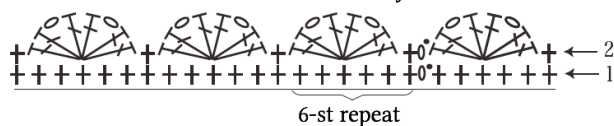
□ = □ knit st



## ●sleeve

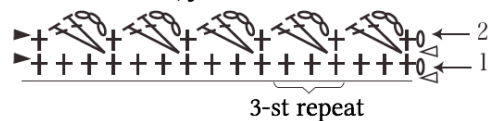


●hem: edging A 4.0mm hook  
Junmo Namibuto2



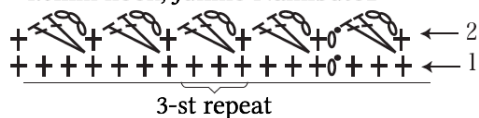
●cuffs: edging B

4.0mm hook, Junmo Namibuto2



●neckline: edging B'

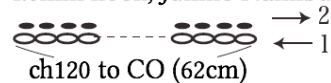
4.0mm hook, Junmo Namibuto2



◁= join yarn  
◀= cut yarn

●cord (make 2)

4.0mm hook, Junmo Namibuto2



●finishing

