

210-211-27 Jacket & Neckwarmer

© Pierrot Yarns (Gosyo Co., Ltd.). Translation by Linda Lanz.



Materials

- Pierrot Yarns Impeto [60% alpaca, 40% acrylic; 66 yds/60m per 1.41 oz./40g skein]; color #5 beige/black gradation; 8 skeins [310g]
- 6.6mm (approx. US 10½) straight *and* double-pointed knitting needles or size necessary to achieve gauge
- 5.0mm (US H) crochet hook or size necessary to achieve gauge
- 4 leaf-shaped buttons (25mm / approx. 1" length)
- tapestry needle

Gauge

Gauge is measured in a swatch 10cm/4" square.

- stockinette stitch: 11 sts and 15 rows
- k1p1 ribbing: 15 sts and 15 rows

Finished measurements

- bust 93.5cm/36.81"
- cross back width 36.5cm/14.37"
- length 44.5cm/17.52"
- sleeve length 55.5cm/21.85"

Knitting Tips

Front and back body: Cast on with long-tail cast-on and work in stockinette stitch. For front body, knit front plackets in k1p1 ribbing, working buttonholes in right front placket.

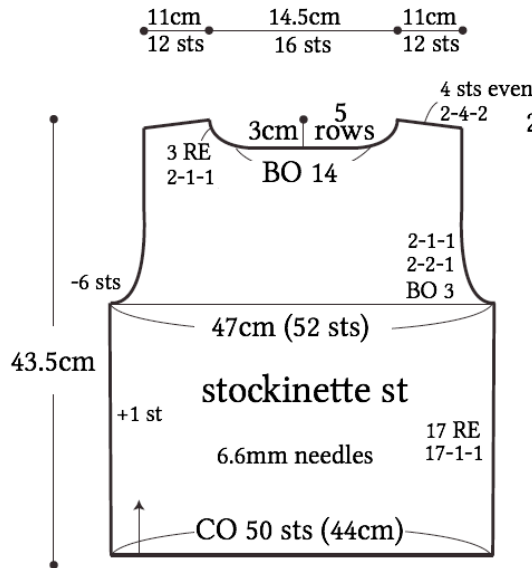
Sleeves: Cast on with long-tail cast-on and work in stockinette stitch. Crochet crab stitch edging at cuffs.

Finishing: Join shoulders with slip stitch. Join sides with mattress stitch. Crochet crab stitch edging around neckline, plackets, and hem. Join sleeves to body with slip stitch. Attach buttons to left front placket.

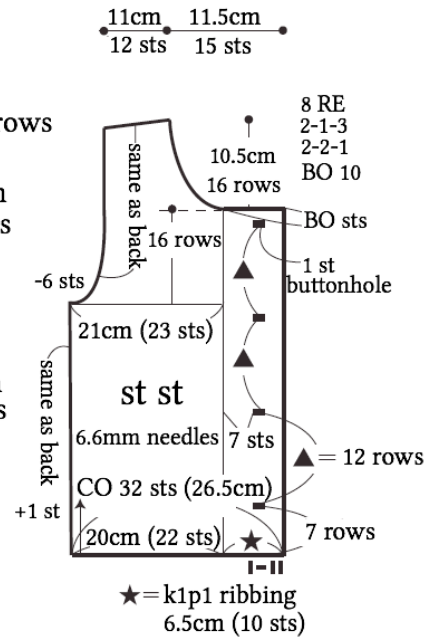
Neckwarmer: Cast on with long-tail cast-on and work k1p1 ribbing in the round. When finished, bind off in pattern.

Abbreviations: BO = bind off; CO = cast on; R = row(s)/round(s); RE = row(s) even; st st = stockinette stitch

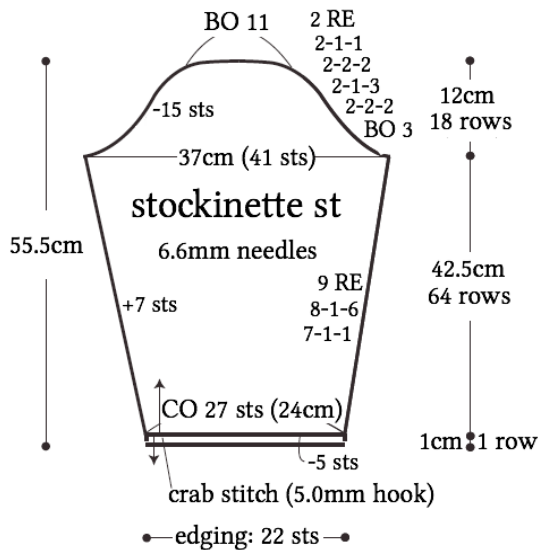
●back



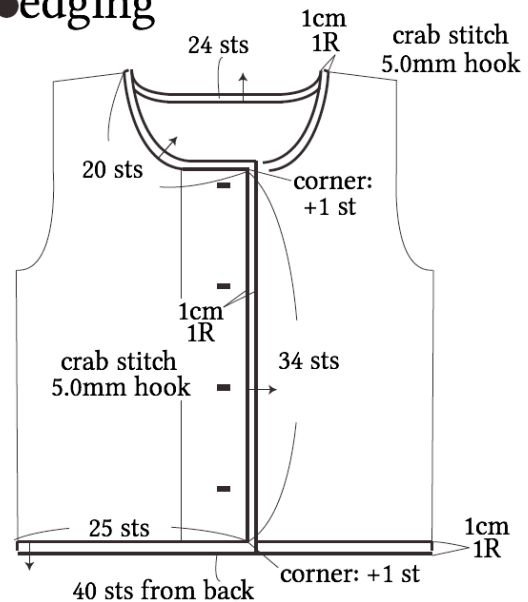
●front



●sleeve



●edging



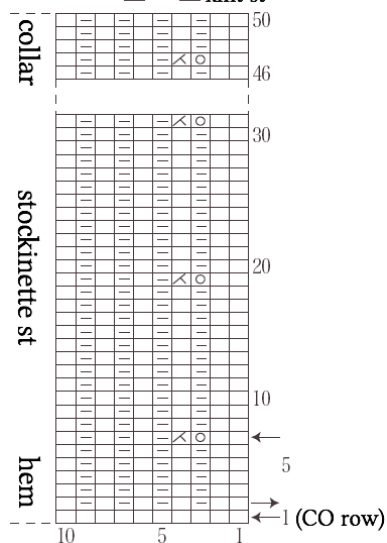
●crab stitch

5.0mm hook
 777777 - - 777777777777 → 1

●buttonholes

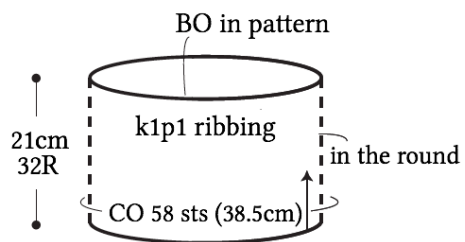
6.6mm needles

□ = □ knit st



●neckwarmer

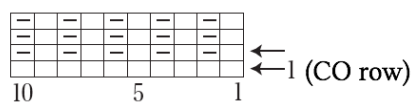
6.6mm double-pointed needles



neckwarmer: k1p1 ribbing

6.6mm double-pointed needles

□ = □ knit st



※Can also be used as a turban.