

# 210-211-17 Shoulder Bag

© Pierrot Yarns (Gosyo Co., Ltd.). Translation by Linda Lanz.



## **Materials: Ladies' Size**

- Pierrot Yarns Junmo Namibuto2 [100% superwash wool; 79 yds/72m per 1.41 oz./40g skein]; color #5 golden orange; 7 skeins [260g]
- 5.0mm (US H) crochet hook or size necessary to achieve gauge

## **Materials: Kids' Size**

- **kids' size:** Pierrot Yarns Wash a la Mode [70% acrylic, 30% superwash wool; 138 yds/126m per 1.41 oz./40g skein]; color #21 rose; 4 skeins [135g]
- 3.5mm (US E) crochet hook or size necessary to achieve gauge

## **Gauge**

Gauge measured in a swatch 10cm/4" square.

- **ladies' version:** pattern stitch: 11.5 sts and 6 rows
- **kids' version:** pattern stitch: 15 sts and 7 rows

## **Finished measurements**

- |                      |                      |
|----------------------|----------------------|
| • ladies' version:   | • kids' version:     |
| • width 30cm/11.81"  | • width 23cm/9.06"   |
| • depth 22.5cm/8.86" | • depth 19.5cm/7.68" |

## **Crochet Tips**

**Gusset, Body:** Chain to cast on and work first row into bottom loops of chain. Crochet gusset A in pattern stitch. Crochet gusset B by working into loops of gusset A's cast-on chain. Continuing from both gusset A and B, crochet shoulder straps. Work body pieces into edges of gusset rows and work in pattern stitch.

**Finishing:** Seam side and gusset with mattress stitch. Seam ends of shoulder strap with woven seam. Work edging in the round along mouth of bag and edges of strap. ??? Crochet button and attach to bag where indicated.

※ Kids' version has the same stitch count as ladies' version but different hook size and gauge. For kids' version—but *not* for ladies' version—work entire bag with two strands of yarn held together.

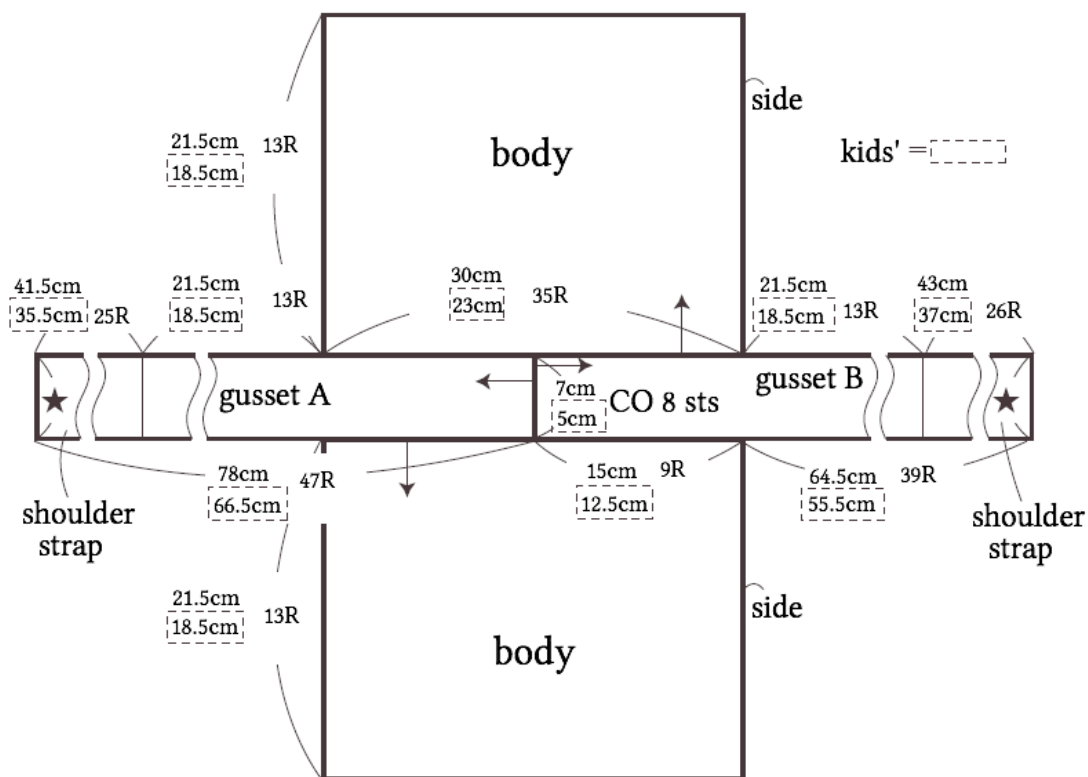
**Abbreviations:** ch = chain; m = magic ring; R = row(s); rep = repeat(s)

●bag  
pattern stitch

pattern stitch

ladies' bag: 5.0mm hook

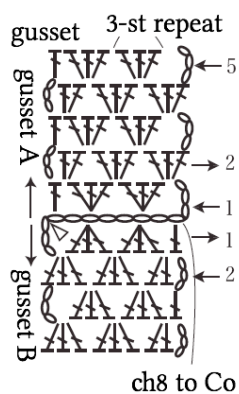
kids' bag: 3.5mm hook



- pattern stitch

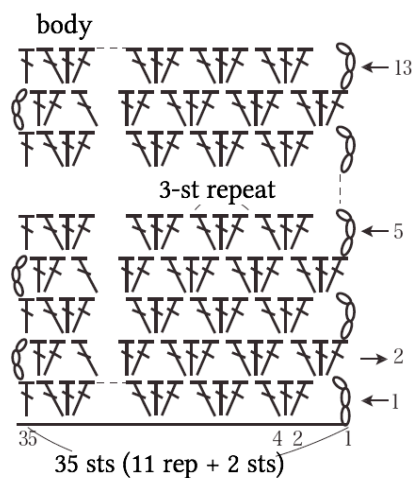
ladies': 5.0mm hook

girls': 3.5mm hook



ch8 to Co


◁ = join yarn



- loop

ladies': 5.0mm hook

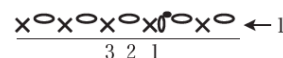
girls': 3.5mm hook



- edging

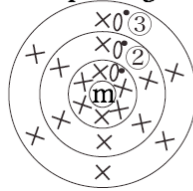
ladies': 5.0mm hook

girls': 3.5mm hook



## ●crochet button

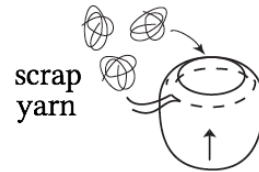
ladies': 5.0mm hook  
make 1 per bag girls': 3.5mm hook



CO with magic ring.

round	stitch count
1	6 sts
2	6 sts (work even)
3	6 sts (work even)

※ Insert scrap yarn into button, thread yarn through 6 sts of last round, and cinch shut.



## ●finishing

ladies': 5.0mm hook  
girls': 3.5mm hook

## ●button placement

