

amicomo7-14 Notebook Cover

© Pierrot Yarns (Gosyo Co., Ltd.). Translation by Linda Lanz.



Materials

- Pierrot Yarns Pastel Organic [100% organic cotton; 77 yds/70m per 0.88 oz./25g skein]; color #55 mint green; 2 skeins [32g]
- Pierrot Yarns Marble Organic [100% organic cotton; 77 yds/70m per 0.88 oz./25g skein]; color #26 yellow/green/brown; 2 skeins [30g]
- 2.5mm (approx. US B or C) crochet hook or size necessary to achieve gauge
- 1 button (20mm/0.79")

Gauge

Gauge measured in a swatch 10cm/4" square.

- pattern stitch A (stripe pattern): 24 sts and 17 rows
- pattern stitch B: 24 sts and 12 rows

Finished measurements

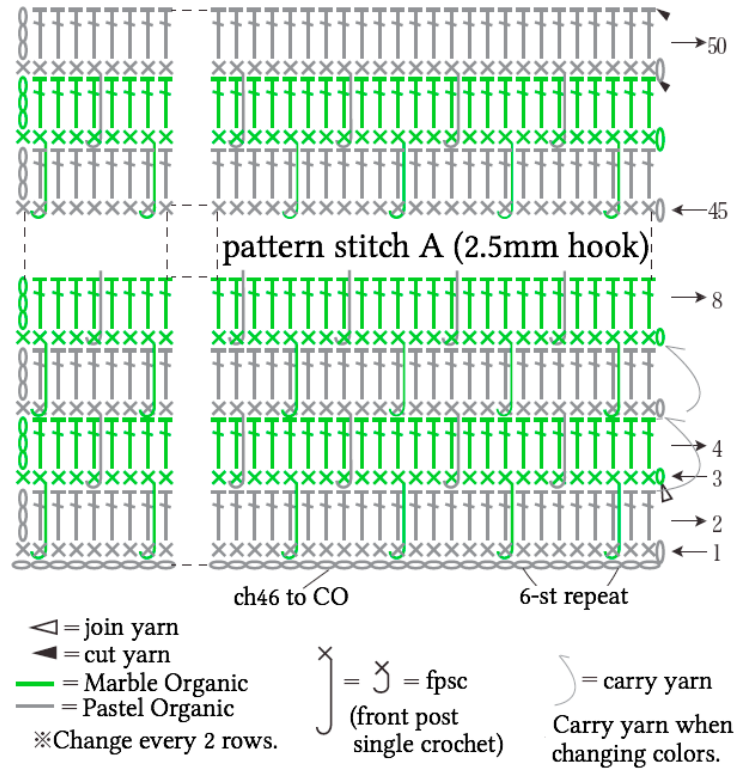
- width (cover-to-cover) 28cm/11.02"
- height 18.5cm/7.28"

Crochet Tips

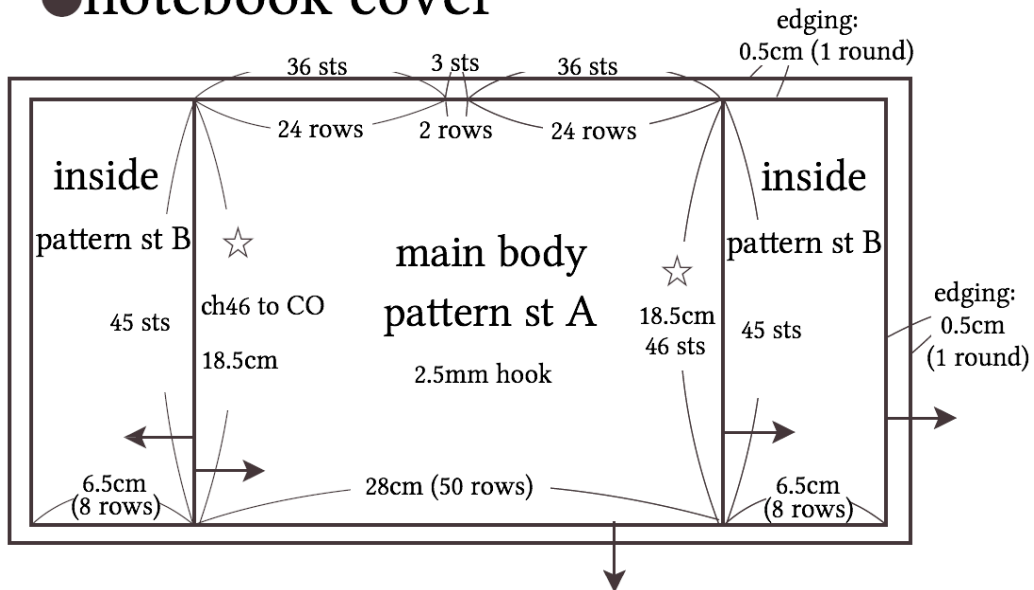
Body: Chain to cast on, and working into bottom loops of chain, work in pattern stitch A (stripes), changing color every two rows. For inside pockets, work stitches into both sides of body and work in pattern stitch B. For edging, work single crochet (US) around body and inside pockets.

Finishing: Make bookmark by crocheting a chain for cord and attaching a flower motif to tip of cord. Attach bookmark to location where edging was started. Work flap into designated location at side of body, using front post single crochet (US) for first row. Fold right and left inside towards wrong side of body (forming a pocket) and seam at edges using whipstitch. Attach button.

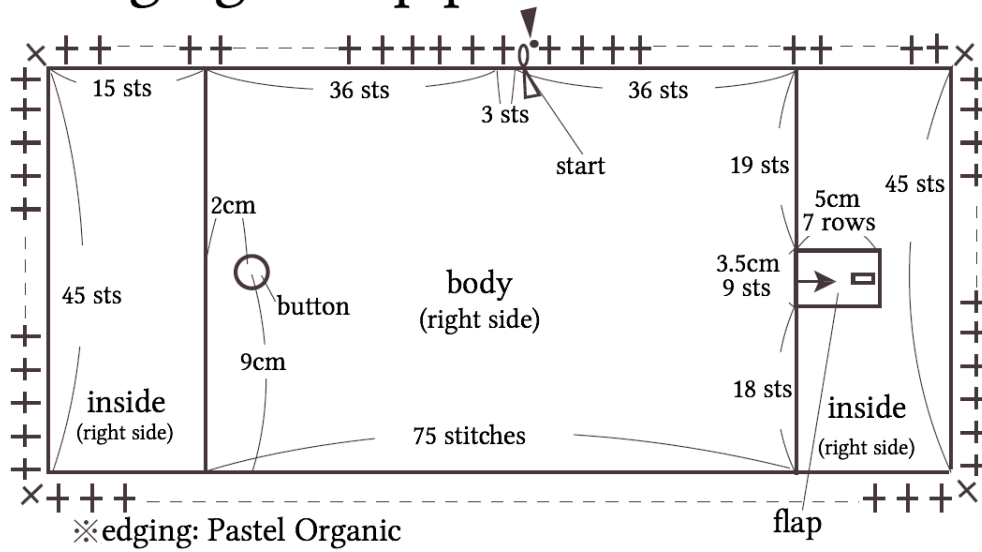
●body of cover



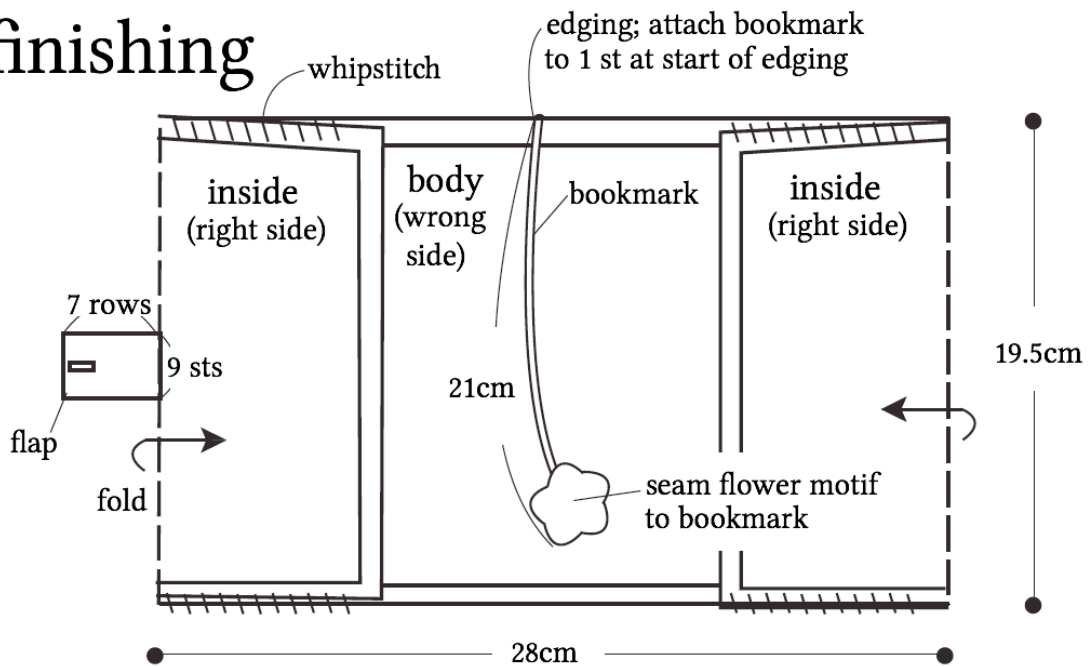
●notebook cover



● edging & flap placement (2.5mm hook)

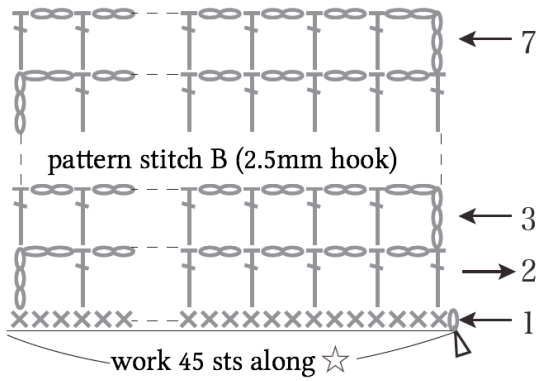


● finishing



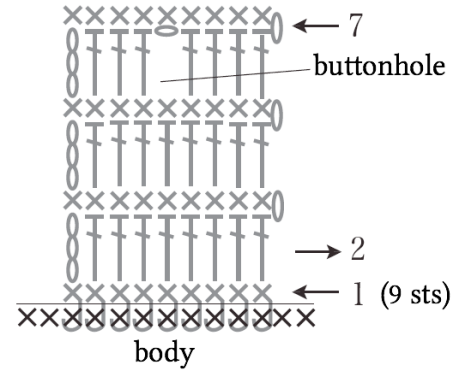
●inside

Pastel Organic



●flap (2.5mm hook)

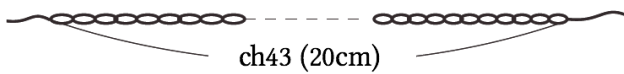
Pastel Organic



●bookmark

cord: 2.5mm hook

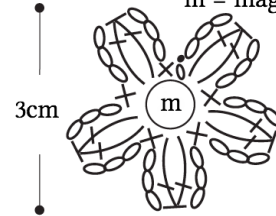
Pastel Organic



flower motif 2.5mm hook

Pastel Organic

m = magic ring



●finished item

