

amicomo4-1 Bucket Hat

© Pierrot Yarns (Gosyo Co., Ltd.). Translation by Linda Lanz.



Materials

- Pierrot Yarns Saratto UV [60% acrylic, 40% cotton; 79 yds/72m per 1.06 oz./30g skein];
 - color #1 white; 1 skein [small amount]
 - color #3 biscuit; 3 skeins [90g]
- 3.0mm (approx. US C or D) crochet hook or size necessary to achieve gauge

Gauge

Gauge measured in a swatch 10cm/4" square.

- pattern stitch: 26.5 sts and 22 rows

Finished measurements

- head circumference 54cm/21.26"

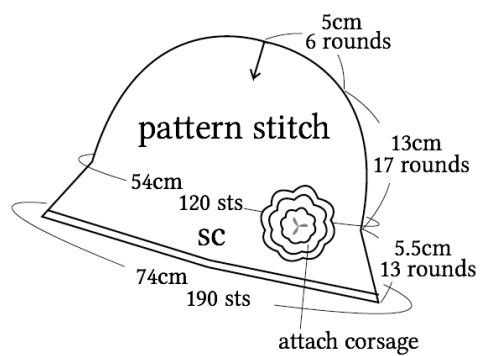
Crochet Tips

Top: Create magic ring. Referring to schematics, work 6 rounds of double crochet (US) while increasing.

Crown: Referring to schematics, crochet rounds 7–23 in pattern stitch and single crochet (US).

Brim: Work 13 rounds of single crochet (US), increasing as indicated in schematics. Change to color #1 white for last round (round 36).

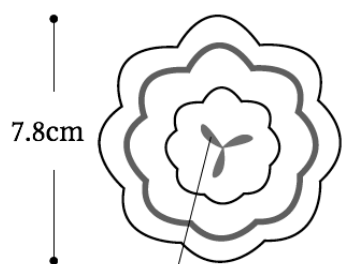
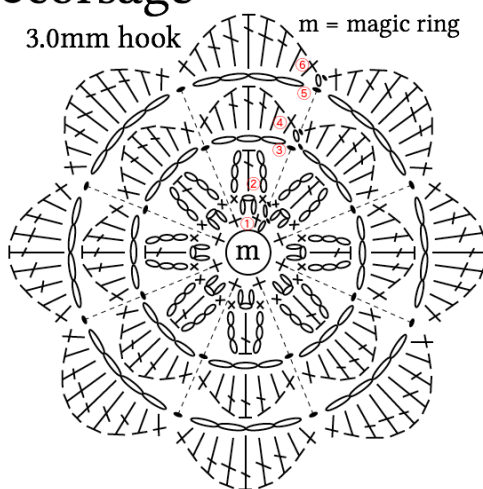
Finishing: Changing colors as indicated, crochet corsage and attach to body of hat.



●corsage

3.0mm hook

m = magic ring



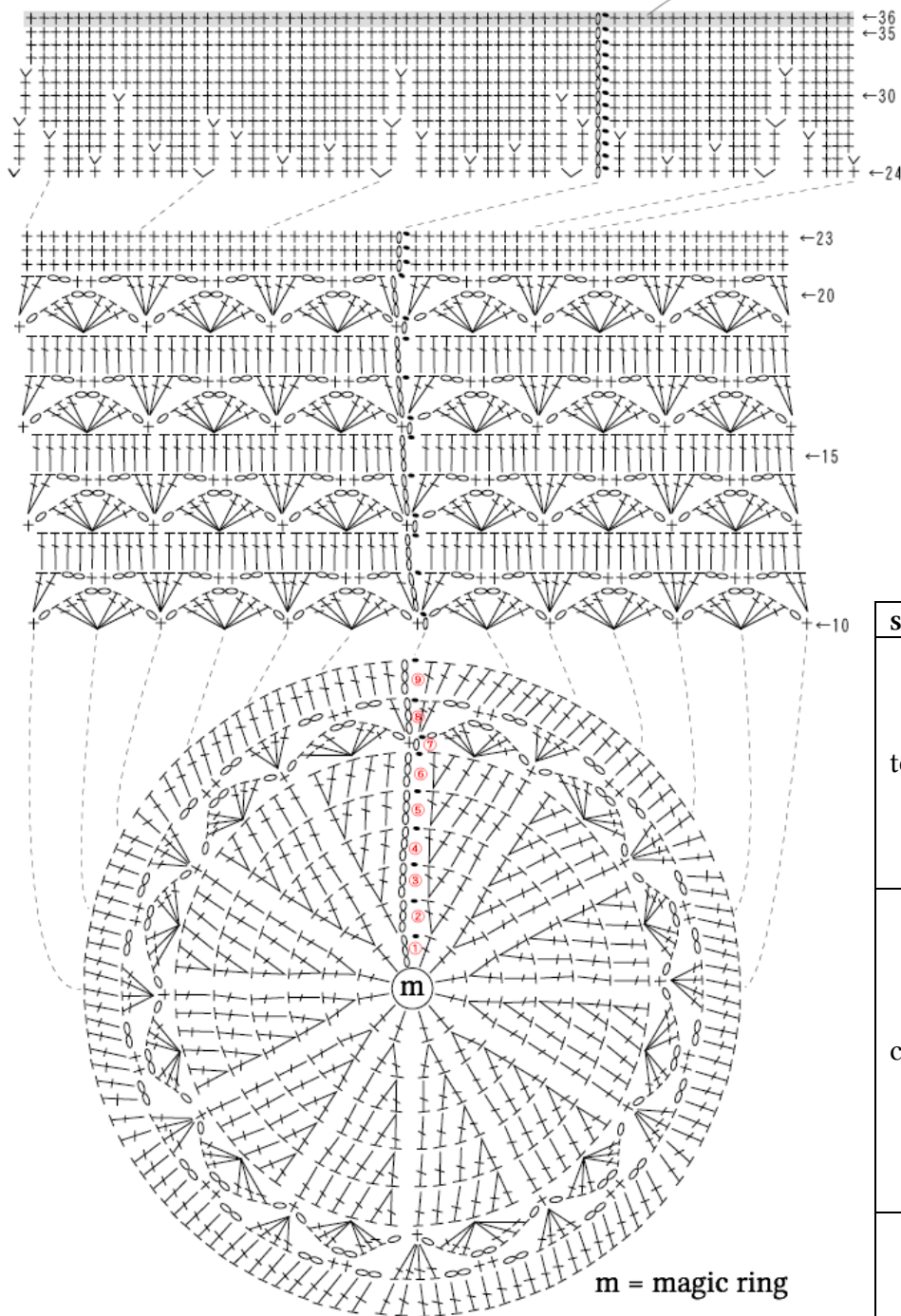
Center of flower: using color #3 biscuit, sew three bullion rose stitches (5 wraps each).

Color sequence:

Rounds 1–3: #1 white
 Rounds 4–5: #3 biscuit
 Round 6: #1 white

●body of hat (3.0mm hook)

#1 white



Color sequence:

Rounds 1-35: #3 biscuit

Round 36: #1 white

section	round	st count
top	1	12
	2	24 (+12)
	3	36 (+12)
	4	48 (+12)
	5	60 (+12)
	6	72 (+12)
	7-8	12 repeats
crown	9	120
	10-11	12 repeats
	12	120
	13-14	12 repeats
	15	120
	16-17	12 repeats
	18	120
	19-20	12 repeats
brim	21-23	120
	24	132 (+12)
	25	144 (+12)
	26	156 (+12)
	27	168 (+12)
	28	180 (+12)
	29	180
	30	185 (+5)
	31	185
	32	190 (+5)
	33	190
	34-36	190