

# Mix-and-Match Raglan Cardigan

© Pierrot Yarns (Gosyo Co., Ltd.). Translation by Linda Lanz.



## Materials

- Pierrot Yarns Slab de Cute [100% acrylic; 39 yds/36m per 1.06 oz./30g skein]; color #2 beige; 15 skeins [450g]
- 6.3mm (approx. US 10) and 6.6mm (approx. US 10½) knitting needles or sizes necessary to achieve gauge
- 6.0mm (US J) crochet hook or size necessary to achieve gauge
- 1 button (30mm/1.18")

## Gauge

Gauge is measured in a swatch 10cm/4" square.

- stockinette stitch: 12 sts and 19 rows
- fisherman's rib: 12 sts and 28 rows

## Finished measurements

- bust 82.5cm/32.48"
- sleeve length 50.5cm/19.88"
- length 50.5cm/19.88"

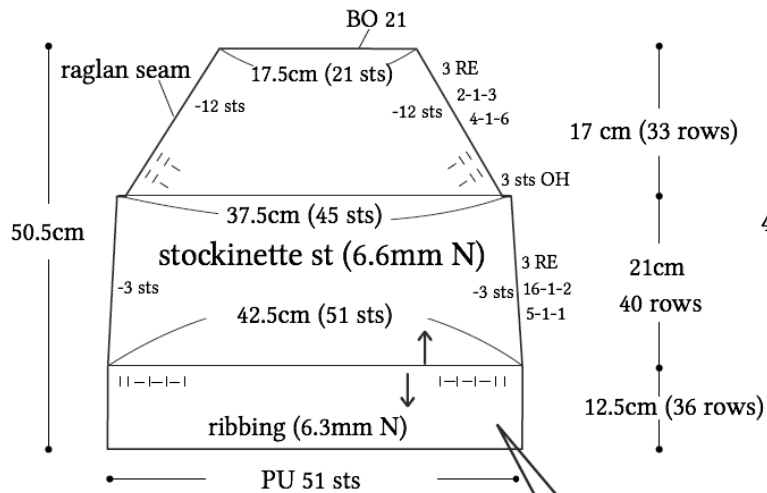
## Knitting Tips

**Front, back, and sleeves:** Cast on with provisional crochet cast-on method and knit in stockinette stitch. Knit until underarm and place 3 underarm stitches on stitch holder. For side and sleeve decreases, use ssk for right-edge decreases and k2tog for left-edge decreases. For shaping raglan seam, work fully fashioned decreases (work k2tog (left edge) or ssk (right edge) 2 stitches in from edge). Bind off stitches at neckline. Using crochet hook, 1 stitch in from edge at center of front pieces (that is, left and right fronts), slip 1 stitch. Remove provisional cast-on chain and starting from wrong side, knit fisherman's rib. Bind off using tubular cast-off.

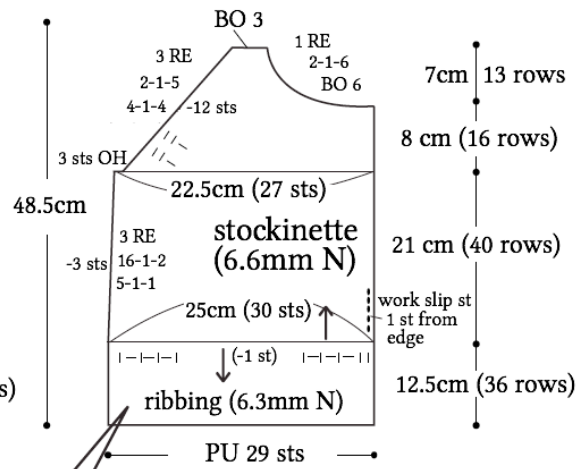
**Collar and finishing:** Graft 3 stitches on hold at sleeve and body using Kitchener stitch; seam raglan seam with mattress stitch. Starting from hem, seam sides with mattress stitch, continuing on to seam sleeve undersides. Pick up stitches along collar and knit in k1p1 ribbing, working buttonholes in right front only. Bind off using tubular cast-off.

**Abbreviations:** BO = bind off; N = needles; OH = on hold; PU = pick up; RE = row(s) even

●back (6.3 & 6.6mm needles)

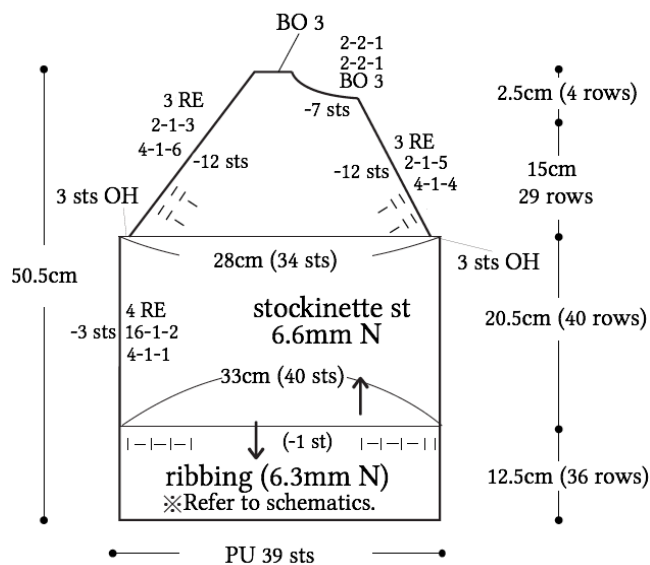


●front (6.3 & 6.6mm needles, 6.0mm hook)



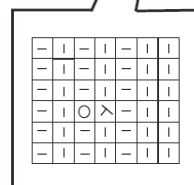
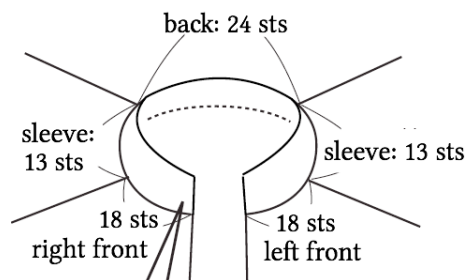
●sleeve (6.3 & 6.6mm needles)

※ Reverse shaping for second sleeve.



●collar: k1p1 ribbing

6.3mm needles



Knit 6 rows of k1p1 ribbing. Work buttonholes on right front only.