

# 210-52 Floral Pouch

© Pierrot Yarns (Gosyo Co., Ltd.). Translation by Linda Lanz.



## **Materials**

- Pierrot Yarns Shine Cotton [100% cotton; 155 yds/142m per 1.06 oz./30g skein];
  - color #02 ivory; 1 skein [15g]
  - color #05 leaf green; 1 skein [25g]
- 3.0mm (approx. US C or D) crochet hook or size necessary to achieve gauge
- 1 button (20mm/0.79" diameter)



## **Gauge**

- double crochet (US): 20.5 sts and 10.5 rows = 10cm/4" square

## **Finished measurements**

- width 17cm/6.69"
- length 11.5cm/4.53"

## **Crochet Tips**

※ Entire item crocheted with yarn held double.

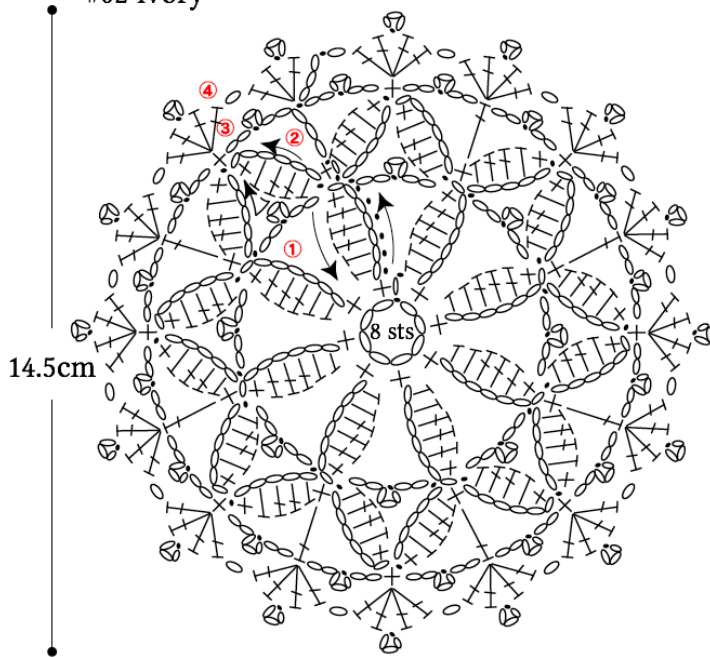
**Body of bag:** Chain to cast on and working in bottom loops of chain for first round, crochet bottom of bag in double crochet (US) according to schematics. Continue on to sides of bag, working in the round. In first round of edging, work 32 sts into the 48 sts between ☆ and △, decreasing 16 sts. Use side where decreases are located as front side of bag.

**Motif:** ch8 and join into ring. Crochet according to chart.

**Finishing:** Sew motif to back side of bag. Attach button to front side and use eyelet space in motif as buttonhole.

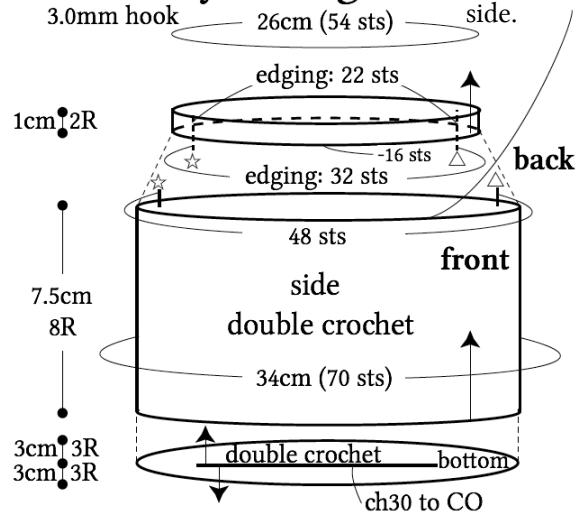
**Abbreviations:** R = round(s)

● motif 3.0mm hook  
#02 ivory

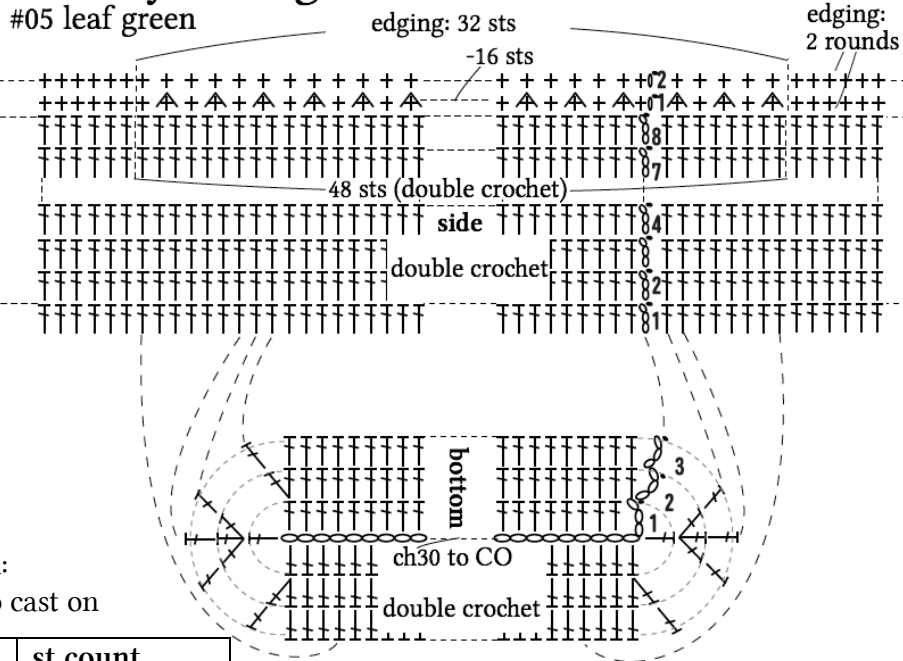


※Work 36 edging sts into 48 sts between ☆ and △ on side.

● body of bag 3.0mm hook



● body of bag 3.0mm hook



bottom:  
ch30 to cast on

round	st count
1	62 sts
2	70 sts (+8 sts)
3	70 sts

△ = sc2tog

# ● finishing

