

amikomo-6 Overlap Apron Skirt

© Pierrot Yarns (Gosyo Co., Ltd.). Translation by Linda Lanz.



Materials

- Pierrot Yarns Washable Chuboso [60% wool, 40% acrylic; 164 yds/150m per 1.41 oz./40g skein]; – *discontinued; please choose appropriate substitute*
 - MC: color #716 mint green; 4 skeins [160g]
 - CC: color #719 light brown; 2 skeins [80g]
- 2.3mm (approx. US B) and 3.0mm (US C or D) crochet hooks or sizes necessary to achieve gauge
- 2 snaps (10mm/0.39")
- darning needle

Gauge

- pattern stitch: 30.5 sts and 17.5 rows = 10cm/4" square

Finished measurements

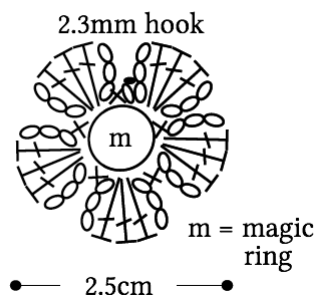
- length 42cm/16.54"
- width 131cm/51.57"

Crochet Tips

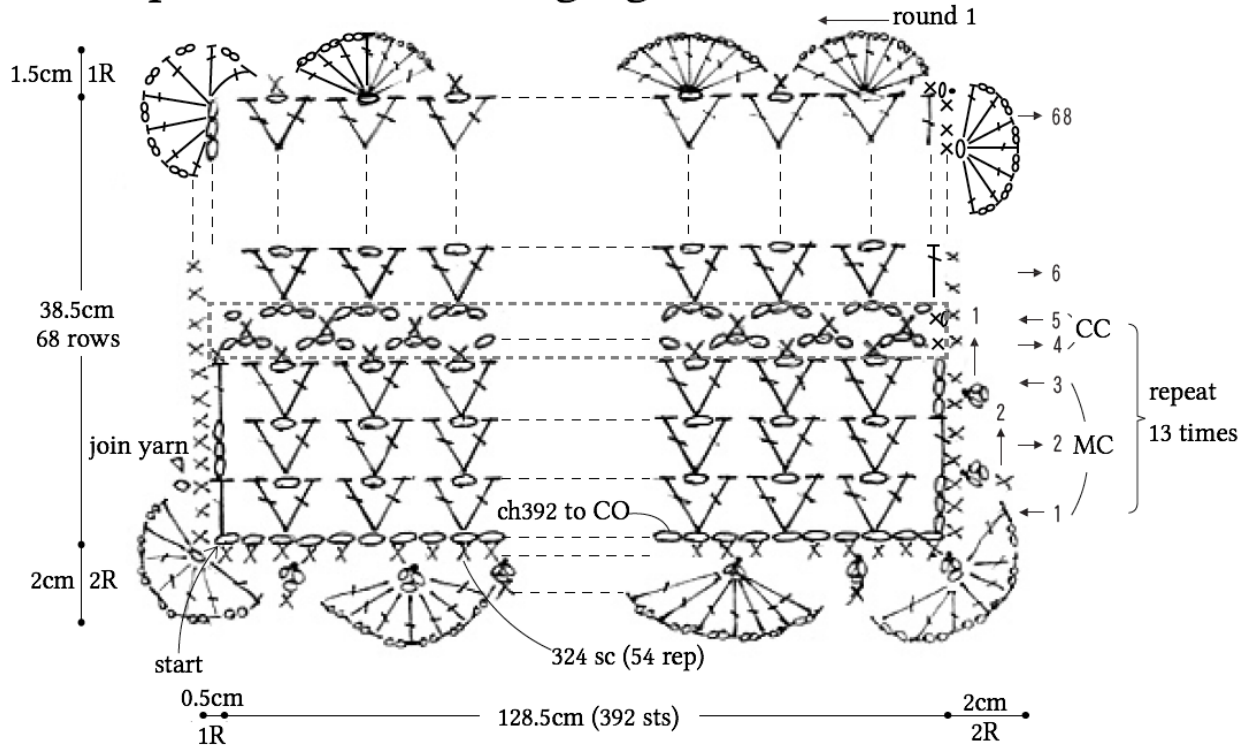
Chain 392 stitches to cast on (395 including turning post). Following chart, crochet in pattern stitch (stripes). Crochet cord. Attach 2 snaps and cover snaps on right side of fabric with flower decorations.

Abbreviations: CO = cast on; R = round(s)/row(s) rep = repeat(s); sc = single crochet (US)

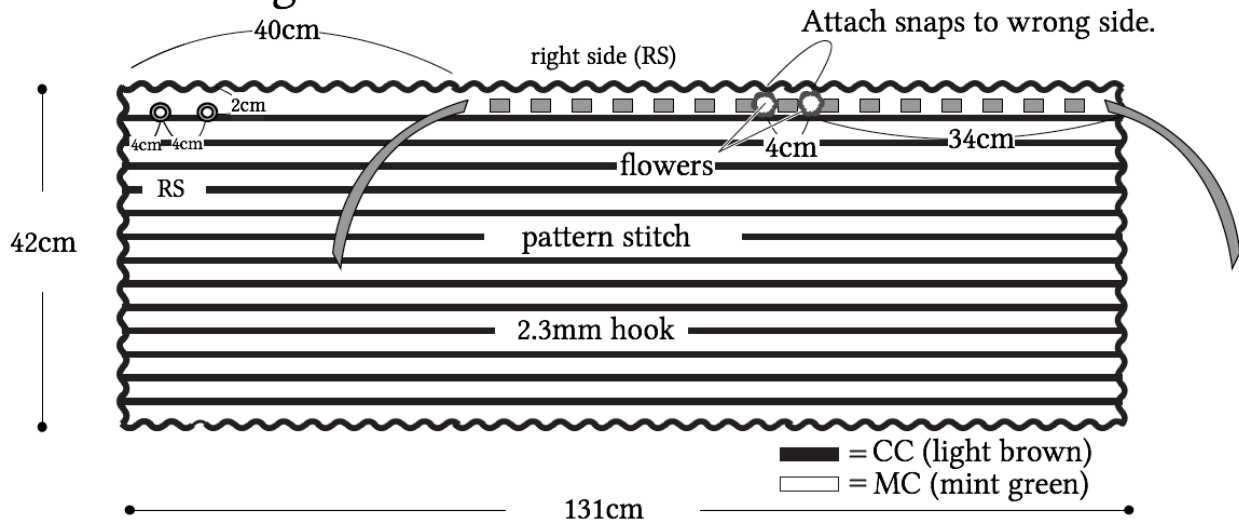
●flower decoration



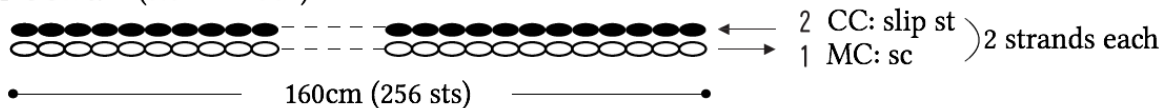
- pattern stitch & edging



●finishing



●cord (3.0mm hook)



※ Tie a knot in each end of cord.