

210-211-58 Motif Throw

© Pierrot Yarns (Gosyo Co., Ltd.). Translation by Linda Lanz.



Materials

- Pierrot Yarns Wash a la mode [70% acrylic, 30% wool; 138 yds/126m per 1.41 oz./40g skein];
 - color #4 gold brown; 9 skeins [360g]
 - color #22 peach; 2 skeins [80g]
 - color #19 crimson; 9 skeins [360g]
- 2.0mm (approx. US B) and 2.5mm (approx. US B or C) crochet hooks or sizes necessary to achieve gauge

Gauge

- large motif: 8.5cm/3.35" diameter
- small motif: 4cm/1.57" diameter

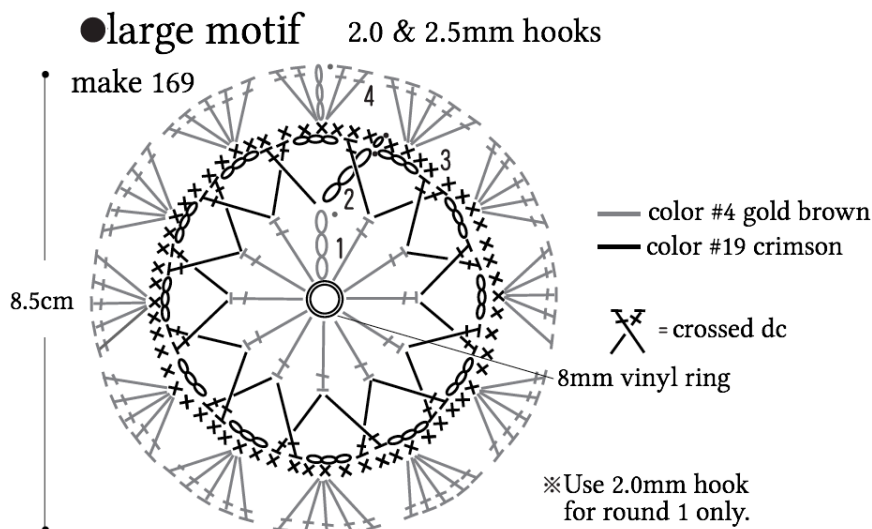
Finished measurements

- length 130cm/51.58"
- width 130cm/51.58"

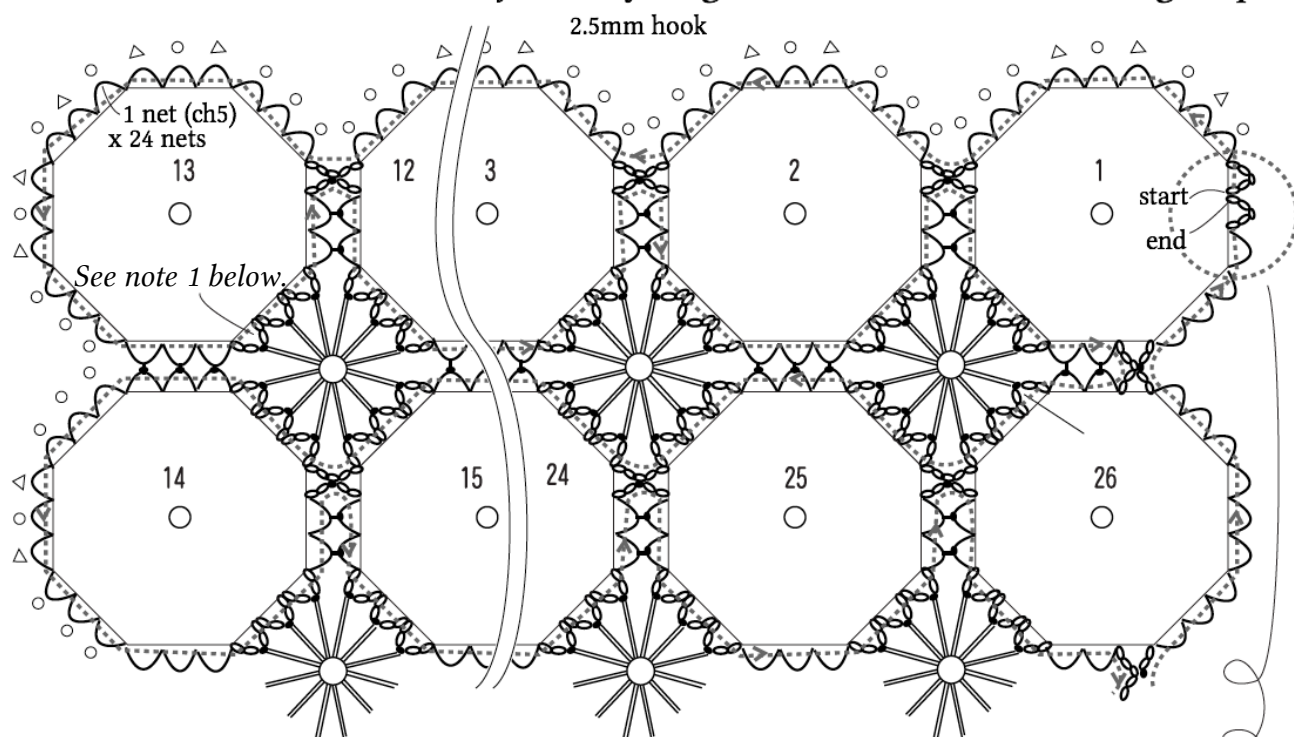
Crochet Tips

Motifs: Crochet 169 large and 144 small motifs, changing colors as indicated.

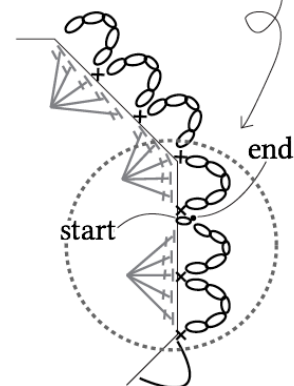
Finishing: With color #19 crimson and referring to schematics, join motifs 1–169 using ch5 netting. Referring to schematics, work round 1 of edging with #19 crimson and rounds 2–3 with #4 gold brown (for a total of 3 rounds of edging).



●join-as-you-go method & number of edge repeats



Note 1: When joining to small motifs, ch2, insert hook from front into flower petal, work slip stitch, ch2.



●small motif 2.0mm hook

With #22 peach, *sc around 12mm vinyl ring, ch10*, repeat from * to * 11 more times (for a total of 12 petals.)

