

98-3 Lace Cardigan

© Pierrot Yarns (Gosyo Co., Ltd.). Translation by Linda Lanz.



Materials

- Pierrot Yarns Silk Lamb Wool Lace [70% wool, 30% silk; 208 yds/190m per 0.88 oz./25g skein]; color #7359; 14 skeins [340g] – *discontinued; please choose appropriate substitute*
- 3.0mm (US 2½), 3.3mm (approx. US 3) and 3.6mm (approx. US 4 or 5) knitting needles or sizes necessary to achieve gauge
- 6 buttons (13mm / 0.5")

Gauge

Gauge is measured in a swatch 10cm/4" square.

- pattern stitch A: 27 sts and 38 rows

Finished measurements

- bust 102cm/40.16"
- cross back width 37cm/14.57"
- length 55cm/21.65"
- sleeve length 53cm/20.87"

Knitting Tips

Body and sleeves: Cast on with crochet provisional cast-on method and knit in pattern stitch A according to schematics. Knit hem, cuffs, and front placket in pattern stitch B. Use eyelets in pattern stitch as buttonholes.

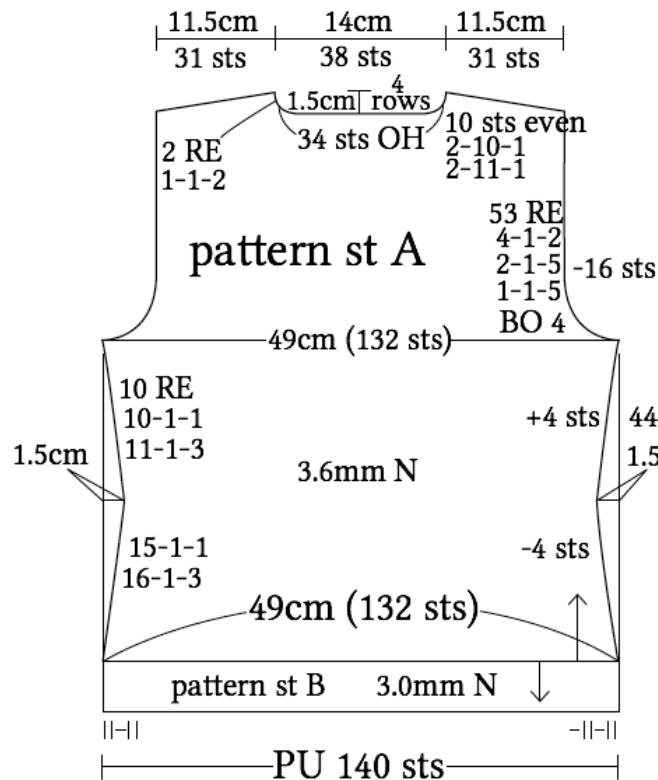
Collar: Join shoulders with slip stitch seam. Pick up required number of stitches around neckline. Changing needle size when indicated, knit collar. Knit last row of collar in k1p1 ribbing.

Finishing: Seam sides and sleeve undersides with mattress stitch. Join sleeves to body with slip stitch seam.

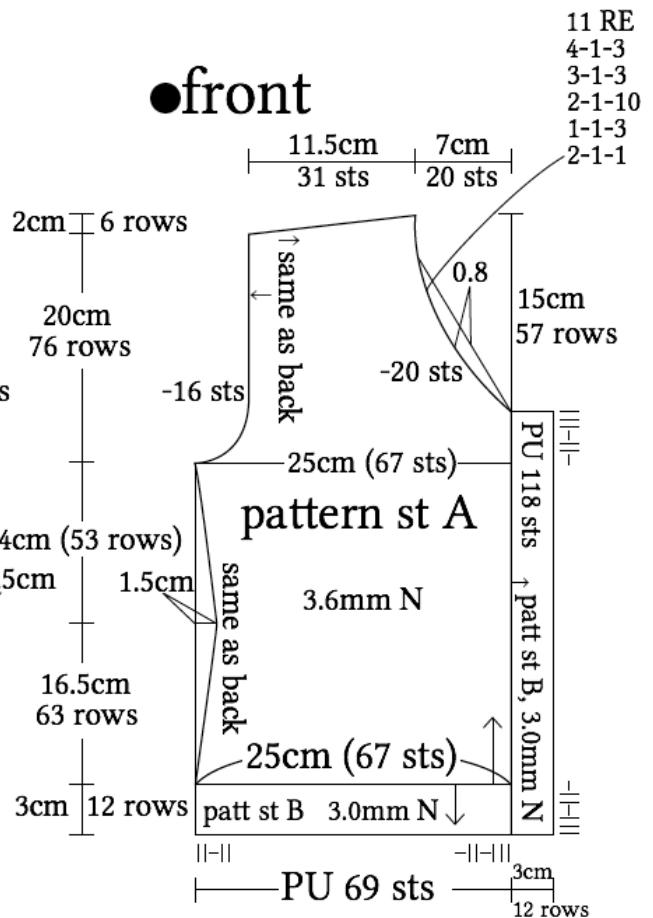
※ For pattern stitch B, after knitting 1 row of k1p1 ribbing at last row, bind off with tubular bind-off.

Abbreviations: BO = bind off; N = needles; OH = on hold; PU = pick up; RE = row(s) even

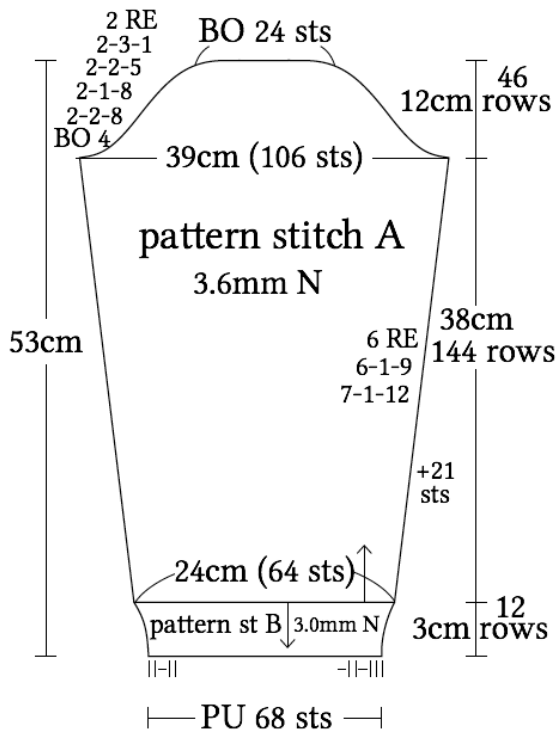
●back



●front



●sleeve



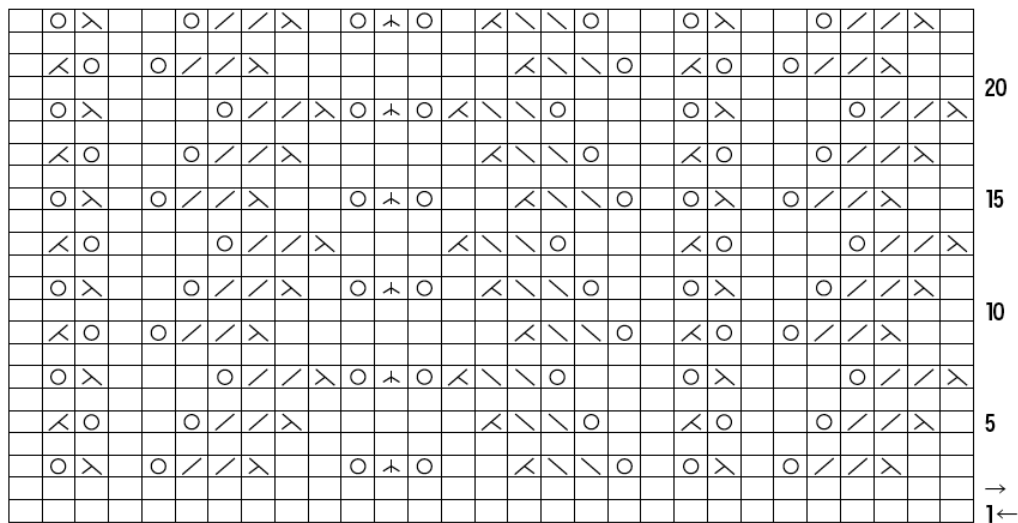
collar

front	back	front
19cm/55 sts	17cm/44 sts	19cm/55 sts
	3.6mm N	10 rows
	3.3mm N	9 rows
	3.0mm N	↑ 9 rows
III- -		- -III

6.5cm
28 rows

pattern stitch A

□ = □ knit

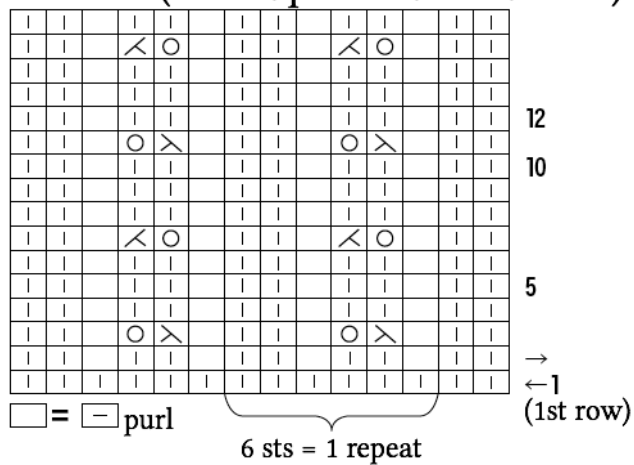


19 sts = 1 repeat

B S F
center
center

B = back; S = sleeve; F = front

pattern st B (collar/placket/hem/cuffs)



□ = □ purl

6 sts = 1 repeat

→
← 1
(1st row)