

23-24-7 Wave Pattern Cardigan

© Pierrot Yarns (Gosyo Co., Ltd.). Translation by Linda Lanz.



- Pierrot Yarns Lamé Wool [95% wool, 5% polyester; 179 yds/164m per 3.17 oz./90g hank]; color #907 beige rose; 6 hanks [490g]
- 4.2mm (approx. US 6) knitting needles or size necessary to achieve gauge
- 3.0mm (approx. US C or D) crochet hook or size necessary to achieve gauge
- 6 buttons (13mm / 0.5")

Gauge

Gauge is measured in a swatch 10cm/4" square.

- both pattern stitch A and B: 20 sts and 25 rows

Finished measurements

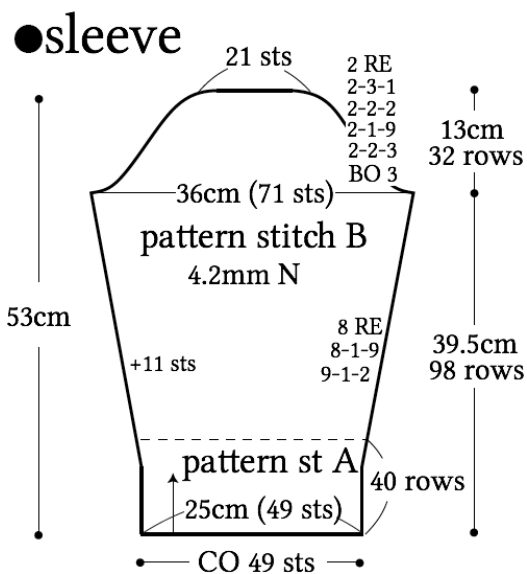
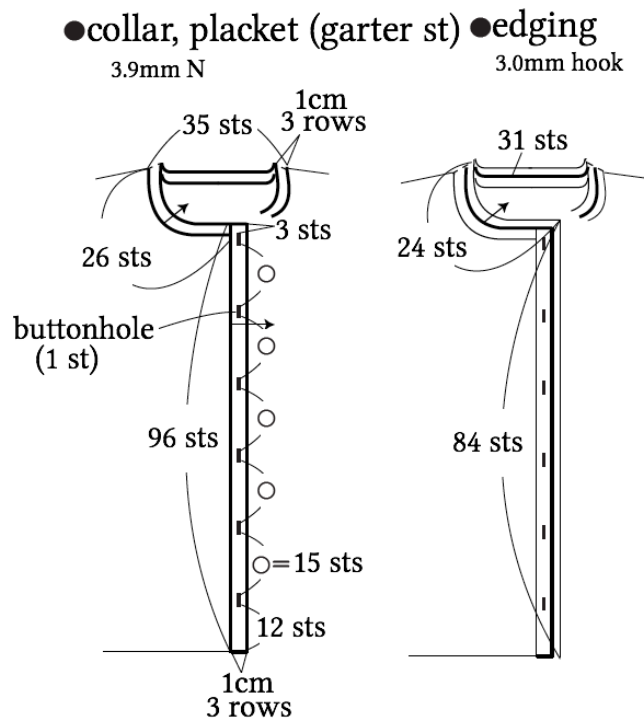
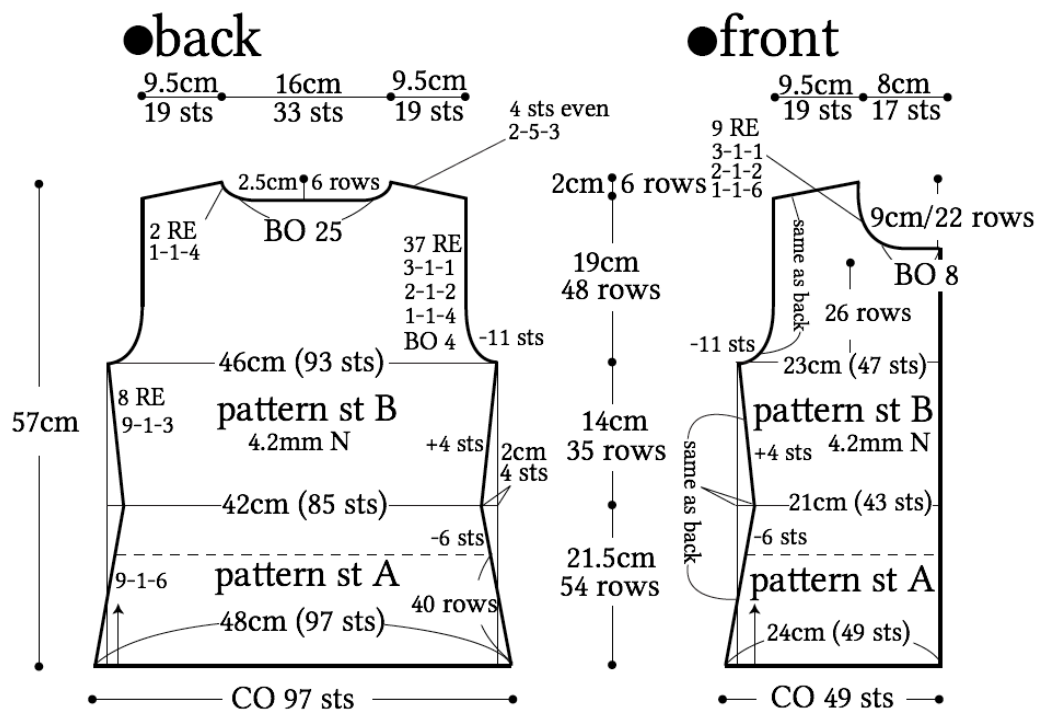
- bust 93cm/36.61"
- length 57cm/22.44"
- cross back width 35cm/13.78"
- sleeve length 53cm/20.87"

Knitting Tips

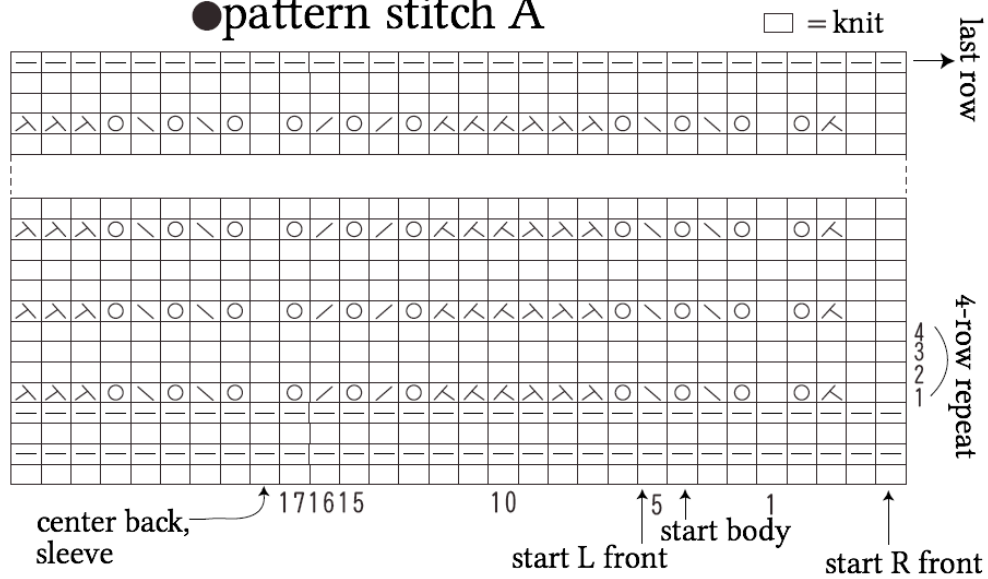
Body and sleeves: Cast on with long-tail cast-on method and knit in pattern stitch. Place markers (using scrap yarn) at waist; when seaming sides, use markers to align front and back pieces. Join shoulders with three-needle bind-off. Join sides and sleeve undersides with mattress stitch. When finished knitting collar and front plackets in garter stitch, bind off in pattern from wrong side.

Finishing: To ensure that the edging at front, back, and neckline does not stretch, work it somewhat tightly.

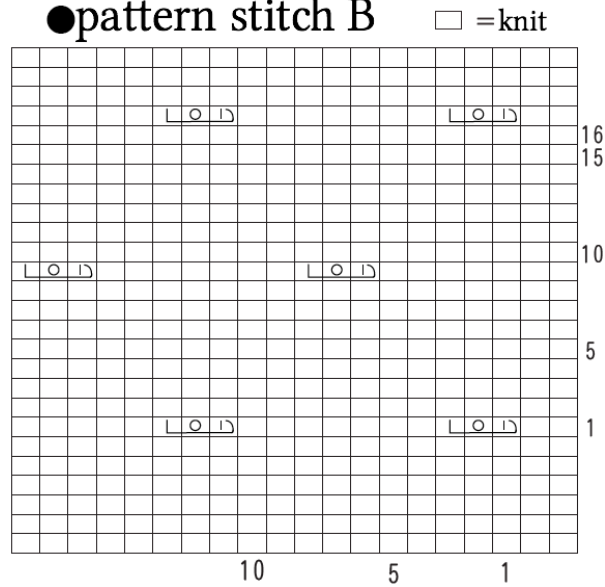
Abbreviations: BO = bind off; CO = cast on; N = needle (size); RE = row(s) even



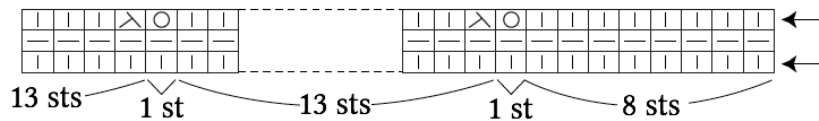
●pattern stitch A



●pattern stitch B



●buttonholes (right front)



●edging

