

# amicomo4-18 Amigurumi Butterfly

© Pierrot Yarns (Gosyo Co., Ltd.). Translation by Linda Lanz.



## Materials

- Pierrot Yarns Tre [100% cotton; 98 yds/90m per 1.06 oz./30g skein];
  - color #5 apricot pink; 1 skein [12g]
  - color #11 coffee brown; 1 skein [small amount]
- Pierrot Yarns Organic Cotton Chuboso [100% organic cotton; 77 yds/70m per 0.88 oz./25g skein]; natural (undyed); 1 skein [10g]
- 3.0mm (approx. US C or D) crochet hook or size necessary to achieve gauge
- darning needle
- small amount polyfill fiber stuffing (or scrap yarn)
- 1 plastic bell

## Gauge

- single crochet (US): 20 sts and 21 rows = 10cm/4" square

## Finished measurements

- length 14cm/5.51"

## Crochet Tips

※ *Head and body are worked with one strand of yarn. Wings and antennae are worked with yarn held double.*

**Head:** Make magic ring and crochet in the round, inserting stuffing and plastic bell as you go.

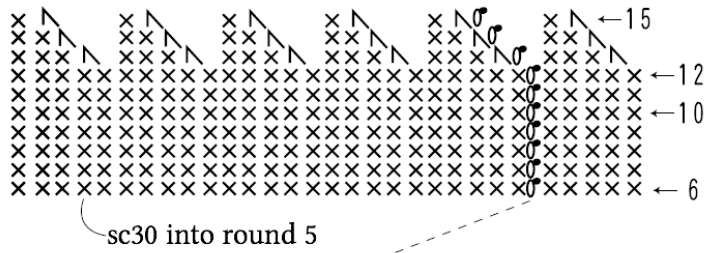
**Body:** Make magic ring and crochet in the round. Fill with stuffing and seam body to head with darning needle.

**Wings:** Chain to cast on; crochet. Whipstitch to body with darning needle. Crochet antennae.

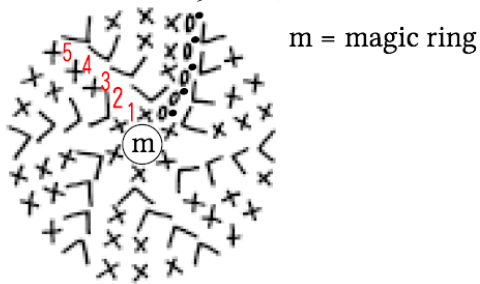
**Finishing:** Seam antennae to head. Embroider eyes and mouth.

# ●head

3.0mm hook, Organic Cotton Chuboso (natural)



sc30 into round 5



m = magic ring

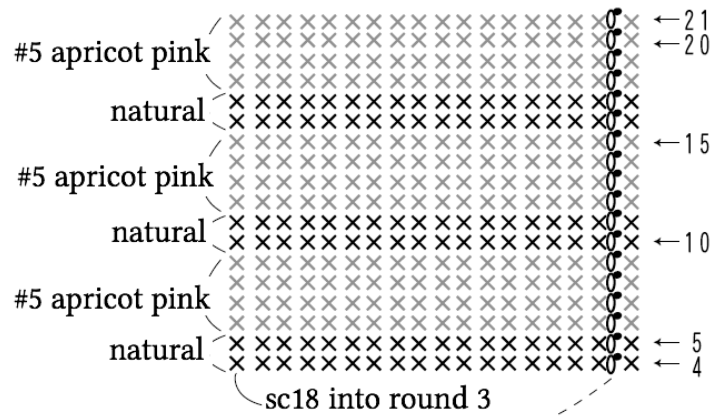
round #	stitch count	increases/ decreases
1	6	+6 sts per round
2	12	
3	18	
4	24	
5	30	
6	30	no increases or decreases
~	30	
12	30	
13	24	-6 sts per round
14	18	
15	12	

# ●body (3.0mm hook)

round #	stitch count	increases
1	6	+6 st per round
2	12	
3	18	

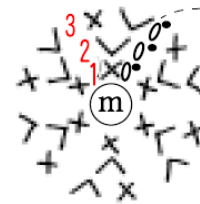
— = Organic Cotton Chuboso (natural)

— = tre (#5 apricot pink)



sc18 into round 3

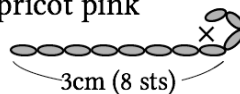
m = magic ring



# ●antenna (make 2)

3.0mm hook, 2 strands

#5 apricot pink

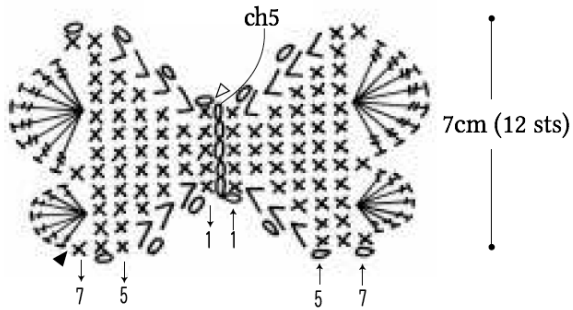


3cm (8 sts)

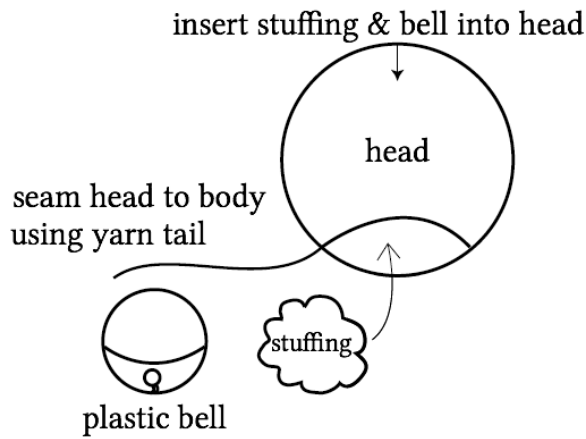
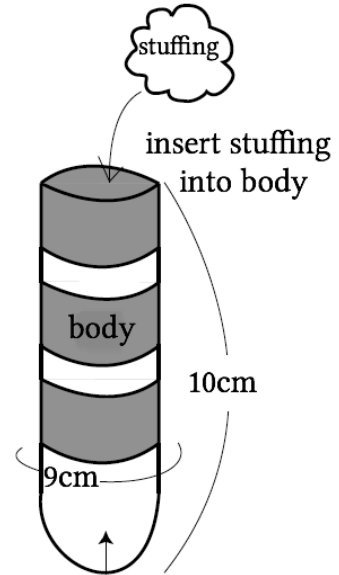
# ●wings

3.0mm hook, 2 strands #5 apricot pink

————— 10cm (14 rows) —————



◁ = join yarn  
 ◄ = cut yarn



# ●finishing

