

210-211-03 Duffle Coat

© Pierrot Yarns (Gosyo Co., Ltd.). Translation by Linda Lanz.



Materials

- Pierrot Yarns Foire [100% wool; 90 yds/82m per 1.41 oz./40g skein]; color #22 light gray; 14 skeins [555g]
- 5.4mm (approx. US 9) knitting needles or size necessary to achieve gauge
- 4.0mm (US G) crochet hook or size necessary to achieve gauge
- darning needle
- 4 wooden toggle buttons (45mm/1.77" long)

Gauge

Gauge is measured in a swatch 10cm/4" square.

- pattern stitch A: 14.5 sts and 20 rows
- pattern stitch B and k1p1 ribbing: 14.5 sts and 19 rows

Finished measurements

- chest 89cm/35.04"
- length 59.5cm/23.43"
- cross back width 26cm/10.24"
- sleeve length 39cm/15.35"

Knitting Tips

Note: entire garment knit with two strands of yarn held together.

Front and back body: Cast on with long-tail cast-on method and knit in pattern stitch A and B. For front only, knit placket in k1p1 ribbing at the same time.

Sleeves: Cast on with long-tail cast-on method and knit in pattern stitch A' and B.

Finishing: Join shoulders with slip stitch seam. Join sides with mattress stitch. Join sleeves to body with slip stitch seam.

Hood: Pick up stitches from front and back neckline and knit. When finished, seam with right sides facing using slip stitch seam.

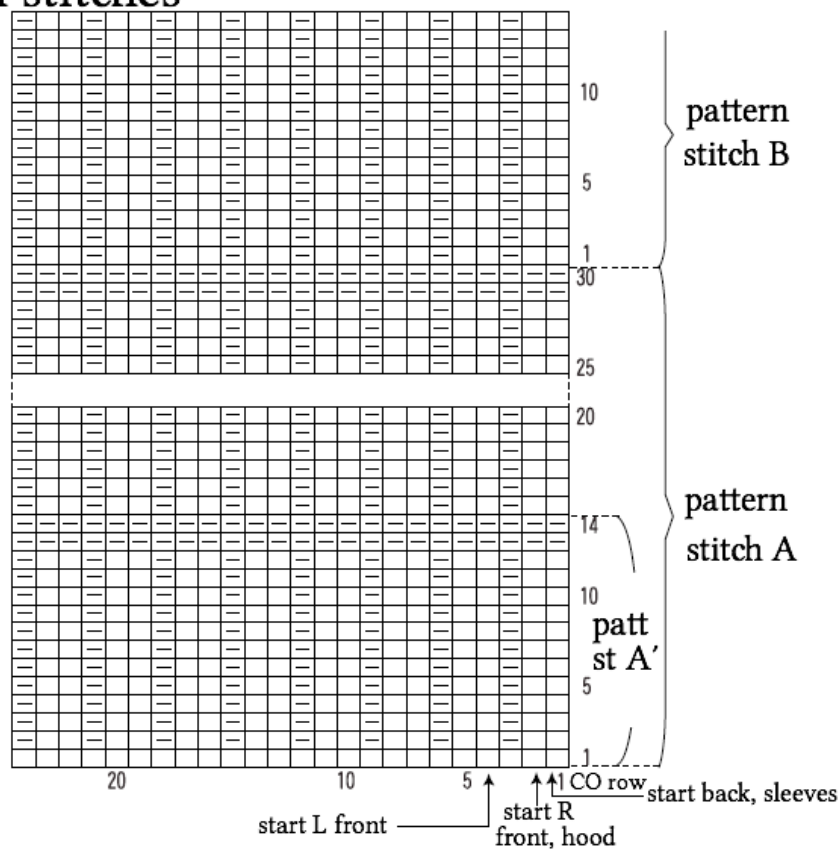
Buttons: Crochet button loops and loop bases and attach to front plackets. To fasten, pass buttons through loops on right front.

Abbreviations: BO = bind off; CO = cast on; OH = on hold; RE = row(s) even

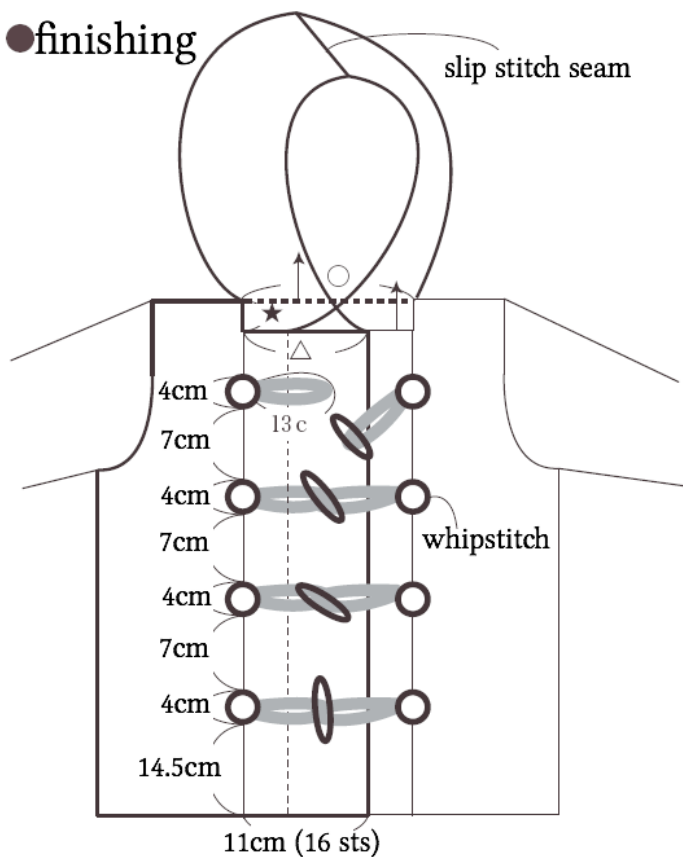
● pattern stitches

5.4mm
needles

□ = □ knit stitch

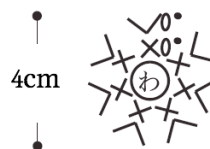


● finishing



● loop base

make 8 total (4.0mm hook)



● button loop

make 8 total (4.0mm hook)

