

amicomo5-15 Mini Wreath

© Pierrot Yarns (Gosyo Co., Ltd.). Translation by Linda Lanz.



Materials

- Pierrot Yarns Zakka Acrylic Namibuto [100% acrylic; 77 yds/70m per 0.88 oz./25g skein];
 - color #12 green; 1 skein [25g]
 - color #6 red; 1 skein [small amount]
- Pierrot Yarns Standard [66% rayon, 34% polyester; 481 yds/440m per 1.76 oz./50g cone];
 - color #5401 gold lamé; 1 cone [small amount]
 - color #5402 silver lamé; 1 cone [small amount]
- 4.0mm (US G) crochet hook
- darning needle
- 4 pearl beads (8mm)
- 50cm/19.69" length of wire
- small amount polyfill or cotton stuffing

Gauge

No gauge information is provided in the original pattern. Use hook size necessary to achieve a fabric solid enough that stuffing will not show through.

Finished measurements

- diameter (including loop for hanging) 20cm/7.87"

Crochet Tips

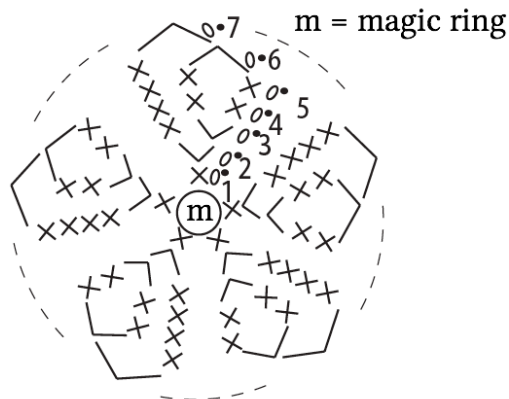
Body of wreath: Create magic ring and crochet 10 pompoms.

Finishing: Thread wire through center of pompoms and form into circle shape. Crochet flower and attach to upper part of wreath. Crochet a chain using gold lamé yarn and wrap securely around wreath. Embroider with silver lamé yarn and attach pearl beads.

※ Take care when handling wire.

●pompom

(4.0mm hook)

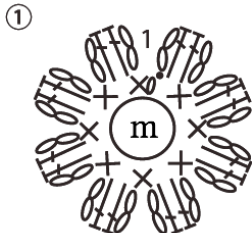


round 1	5 sts
round 2	10 sts (+5 sts)
round 3	15 sts (+5 sts)
round 4	15 sts (no increase)
round 5	15 sts (no increase)
round 6	10 sts (-5 sts)
round 7	5 sts (-5 sts)

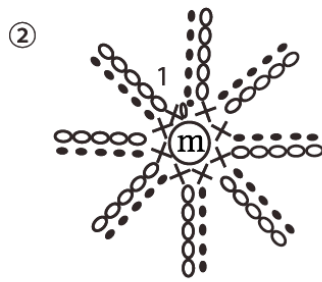
Make 10 pompoms in #12 green.

●flower (4.0mm hook)

m = magic ring



#6 red

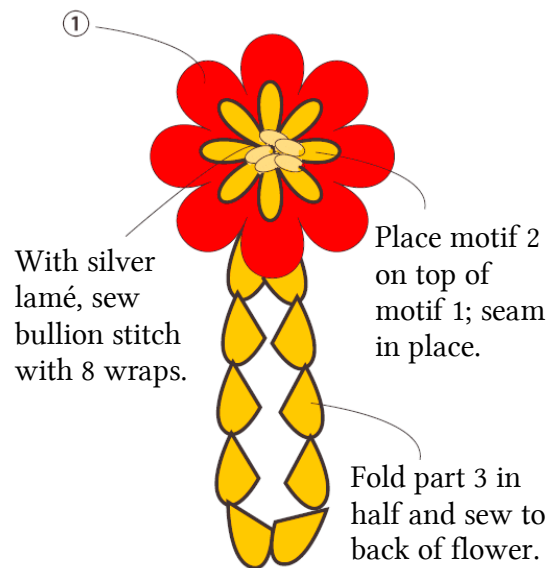


3 strands of gold lamé



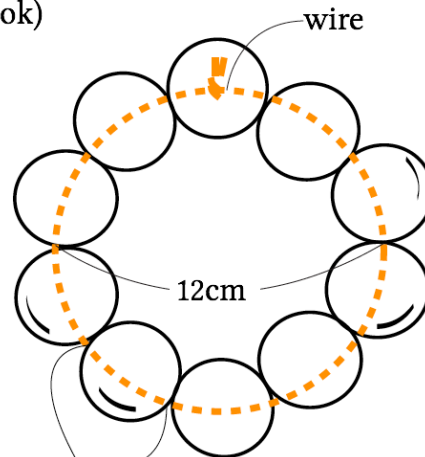
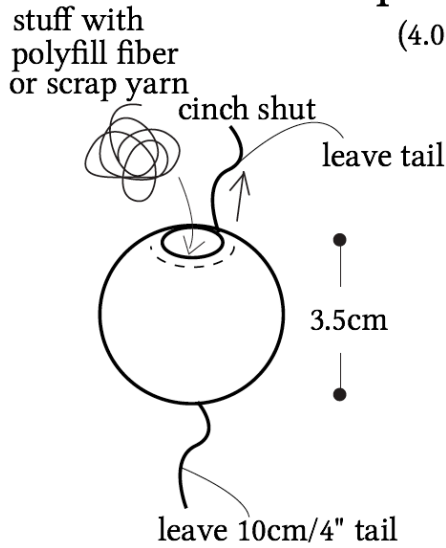
CO 31 sts (10 repeats)
3 strands of gold lamé

●flower finishing



● pompom & wreath construction

(4.0mm hook)



Stuff pompoms with cotton and thread pompoms onto wire. Seam with yarn tails (i.e., tails from cast-on and bind-off). Seam one at a time.

