

22-9 Colorful Bouclé Cardigan

© Pierrot Yarns (Gosyo Co., Ltd.). Translation by Linda Lanz.



- Pierrot Yarns Colorful Bouclé [40% rayon, 30% linen, 25% silk, 5% nylon; 131 yds/120m per 1.41 oz./40g skein]; color #632; 5 skeins [180g] – *discontinued; please choose appropriate substitute.*
- Pierrot Yarns Fine Cotton [100% cotton; 175 yds/160m per 0.88 oz./25g skein]; color #68; 2 skeins [35g] – *discontinued; please choose appropriate substitute.*
- 3.6mm (approx. US 4 or 5) knitting needles or size necessary to achieve gauge
- 2.3mm (US B) and 3.0mm (approx. US C or D) crochet hooks or sizes necessary to achieve gauge

Gauge

- stockinette stitch: 26 sts and 22 rows = 10cm/4" square

Finished measurements

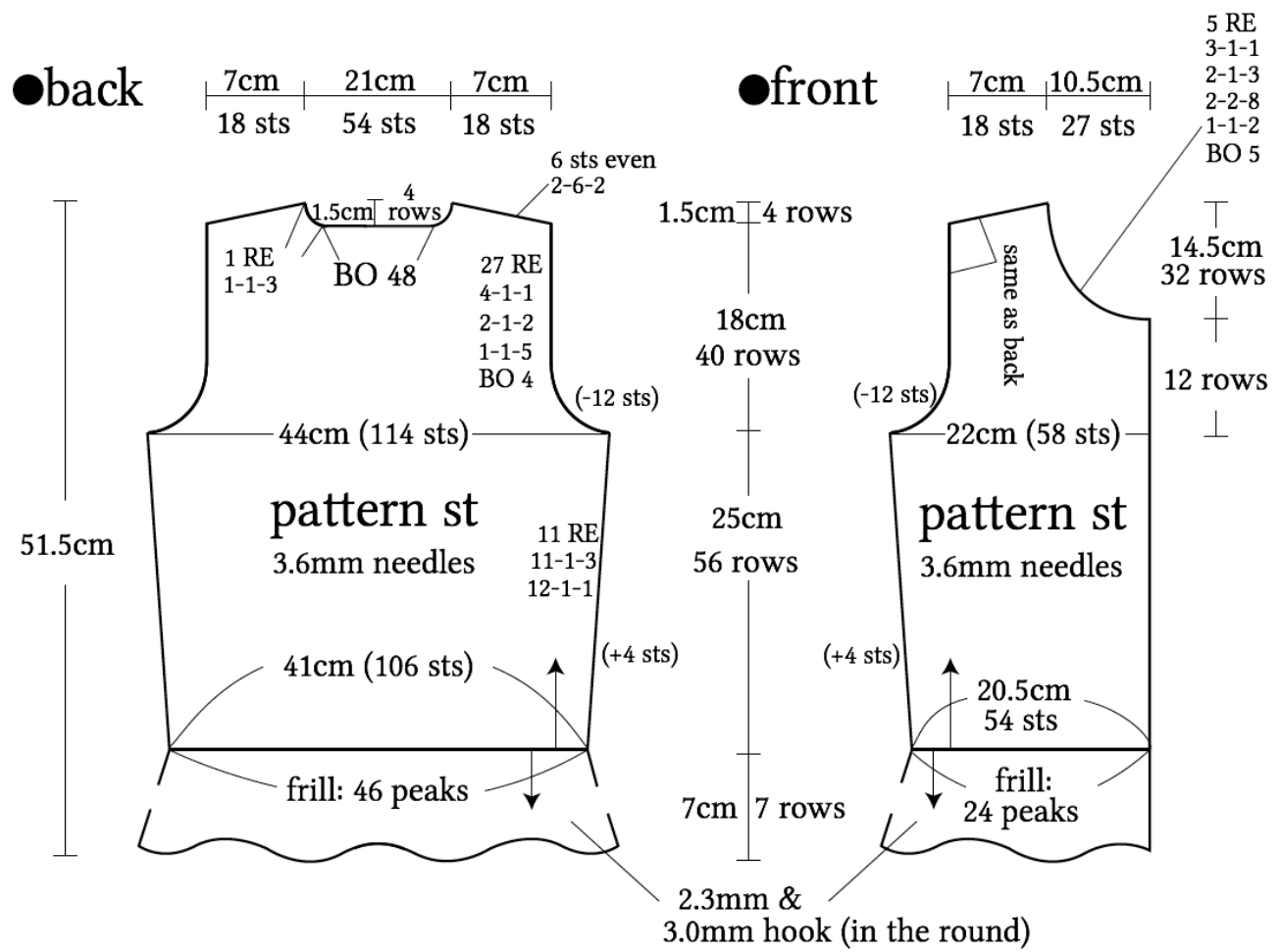
- bust 88cm/34.65"
- sleeve length 19.5cm/7.68"
- length 51.5cm/20.28"
- cross back width 35cm/13.78"

Knitting Tips

Body and sleeves: Begin with crochet provisional cast-on method at hem; knit in pattern stitch according to schematics. Seam sides and sleeves with mattress stitch. Crochet frill at hem and cuffs by picking out provisional cast-on and crocheting into live stitches.


Finishing: Join shoulders with three-needle bind-off. Work single crochet (US) edging at front bands and collar in the round. Join sleeves to body with slip stitch seam. Crochet tie strap and seam to wrong side of garment.

Abbreviations: ch = chain; BO = bind off; RE = row(s) even; sc = single crochet (US)

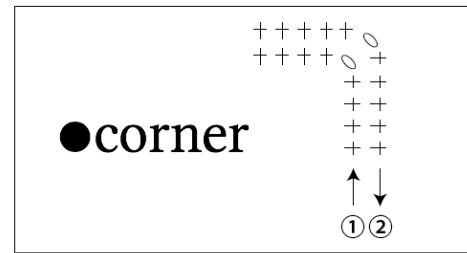
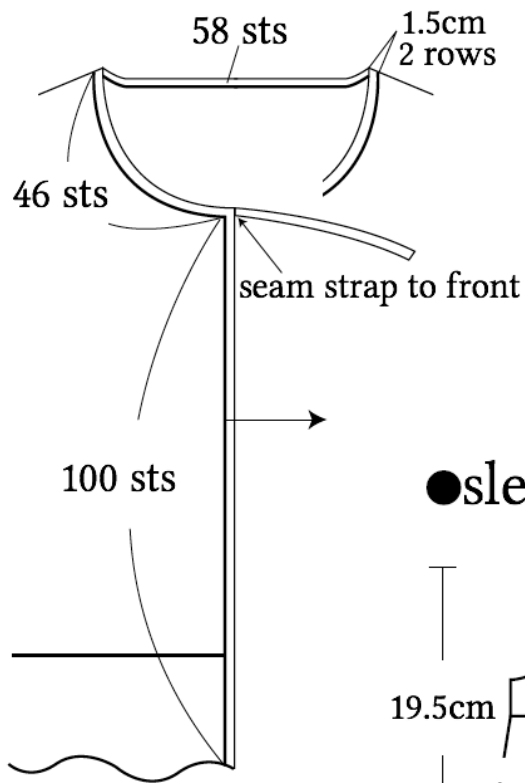


●pattern stitch

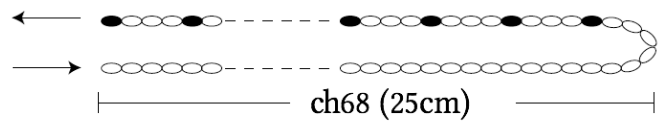
□ = □ knit stitch



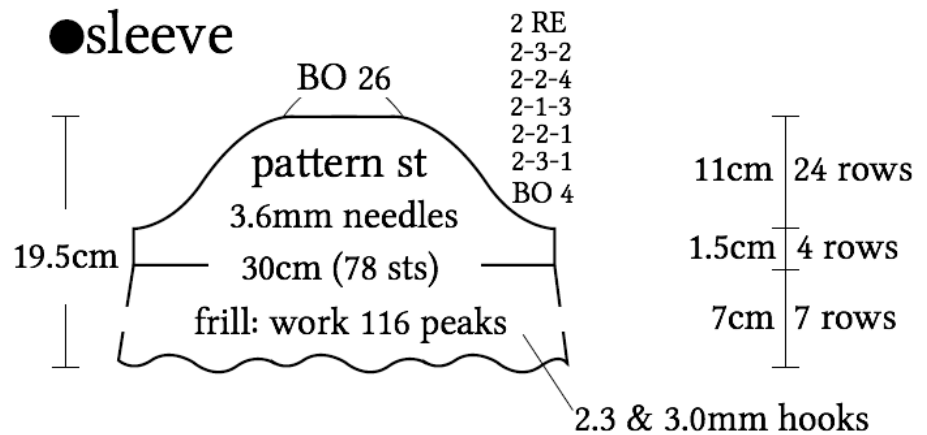
●front band, collar (single crochet, 2.3mm hook)



●tie strap (2.3mm hook)



●sleeve



●frill

