

210-14 Refreshing Lace Camisole

© Pierrot Yarns (Gosyo Co., Ltd.). Translation by Linda Lanz.



Materials

- Pierrot Yarns tva [64% cotton, 36% polyester; 62 yds/57m per 1.06 oz./30g skein]; color #1 white; 6 skeins [170g]
- 3.6mm (US 4 or 5), 4.2mm (US 6 or 7) and 4.5mm (US 7) knitting needles or sizes necessary to achieve gauge
- 3.5mm (US E) crochet hook or size necessary to achieve gauge
- 2 buttons (18mm / approx. 0.71")

Gauge

Gauge is measured in a swatch 10cm/4" square.

- pattern stitch A (with 4.5mm needles): 17 sts and 23 rows
- pattern stitch A and B (with 4.2mm needles): 19 sts and 23 rows
- garter stitch (with 4.2mm needles): 19 sts and 32 rows
- garter stitch (with 3.6mm needles): 19 sts and 33 rows

Finished measurements

- bust 77cm/30.31"
- length 48.5cm/19.09"

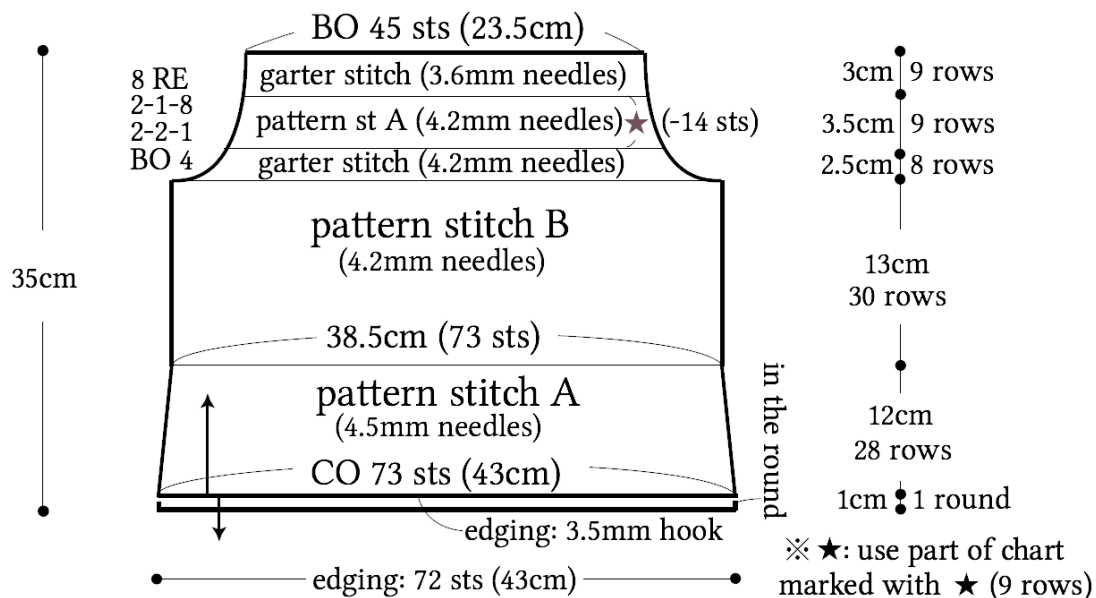
Knitting Tips

Body: Cast on with long-tail cast-on and knit in pattern stitch A. In order to change gauge, starting from pattern stitch B, use 4.2mm needles. Use 3.6mm needle for final garter stitch portion.

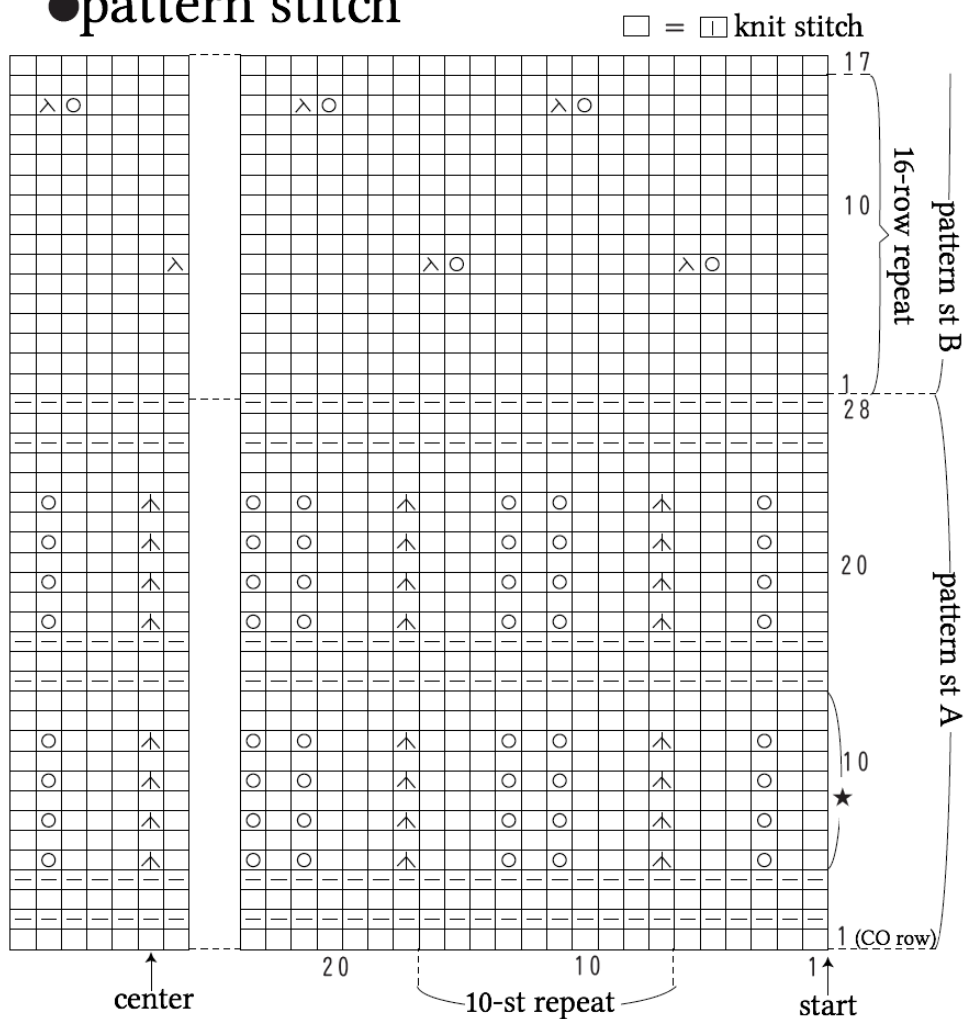
Finishing: Seam sides with mattress stitch. Work edging in the round. Make 2 shoulder straps, working buttonholes on front side. Sew straps to wrong side of back using whipstitch. Fasten buttons to front side.

Abbreviations: BO = bind off; CO = cast on; inc = increase; RE = row(s) even

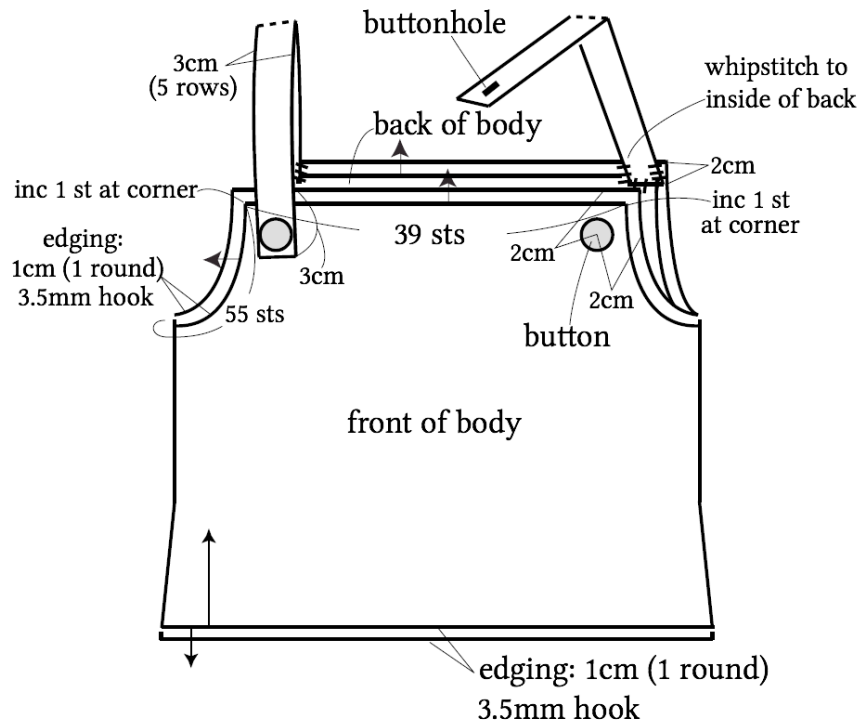
●body (make 2)



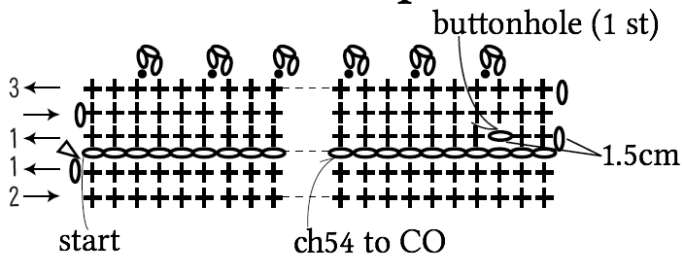
●pattern stitch



●finishing



●shoulder straps (3.5mm hook)



●———— 32cm (54 sts) ————●

◀ = cut yarn

◁ = join yarn

●edging (3.5mm hook)

