

22-23-45 V-neck Cardigan

© Pierrot Yarns (Gosyo Co., Ltd.). Translation by Linda Lanz.

Materials

- Pierrot Yarns Junmo Namibuto2 [100% superwash wool; 79 yds/72m per 1.41 oz./40g skein]; color #2 ivory; 18 skeins [900g]
- 4.5mm (US 7) and 5.1mm (approx. US 8) straight knitting needles or sizes necessary to achieve gauge
- 4.5mm (US 7) double-pointed knitting needles (or circular needle) or size necessary to achieve gauge
- 5 buttons (21mm / approx. 0.83")

Gauge

- seed stitch: 18 sts and 22 rows = 10cm/4" square
- pattern stitch: 19 sts = 8.5cm/3.35" wide

Finished measurements

- chest 113cm/44.49"
- cross back width 46cm/18.11"
- length 68cm/26.77"
- sleeve length 57cm/22.44"



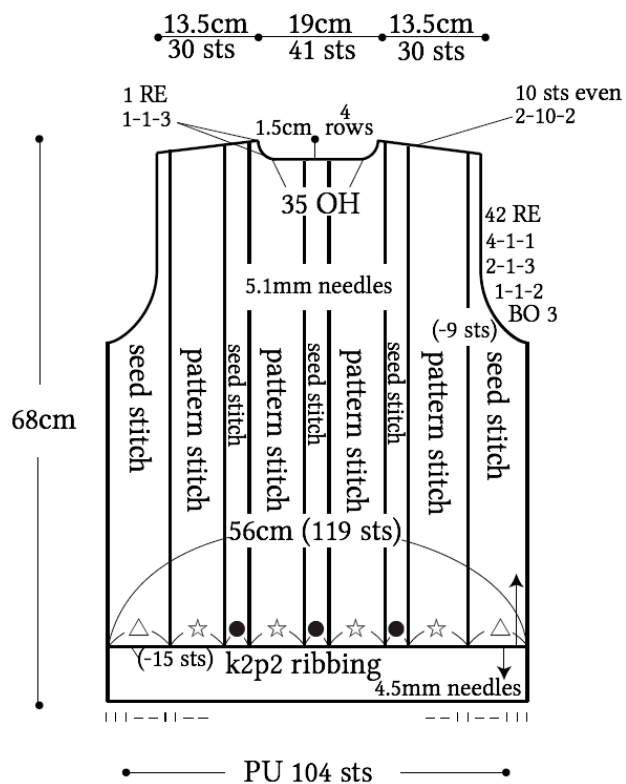
Knitting Tips

Body and sleeves: Cast on with crochet provisional cast-on method and begin knitting in seed stitch and pattern stitch according to schematics. If decreasing only 1 stitch, use k2tog or ssk at edge; if decreasing more than 2 stitches, bind off necessary stitches. For sleeve increases (at side edges), use lifted increases. At hem and cuffs, pick up live stitches from provisional cast-on edge and knit k2p2 ribbing. Bind off using tubular cast-off.

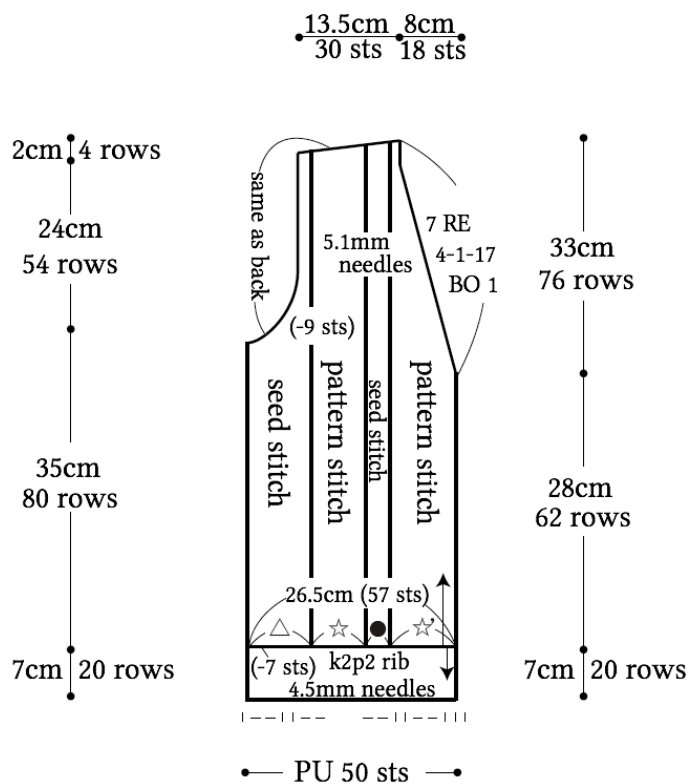
Finishing: Join shoulders with three-needle bind-off. Pick up stitches from neckline and front edge; knit collar and edging in k1p1 ribbing, then bind off in pattern. Join sides and sleeve edges with mattress stitch, and join sleeves to body with slip stitch.

Abbreviations: BO = bind off; OH = on hold; PU = pick up; RE = row(s) even

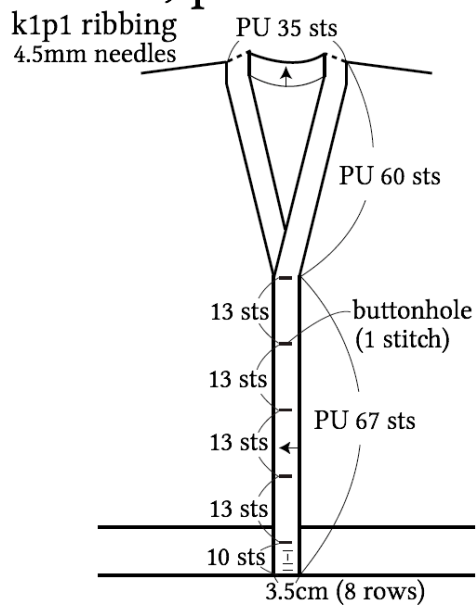
●back



●front

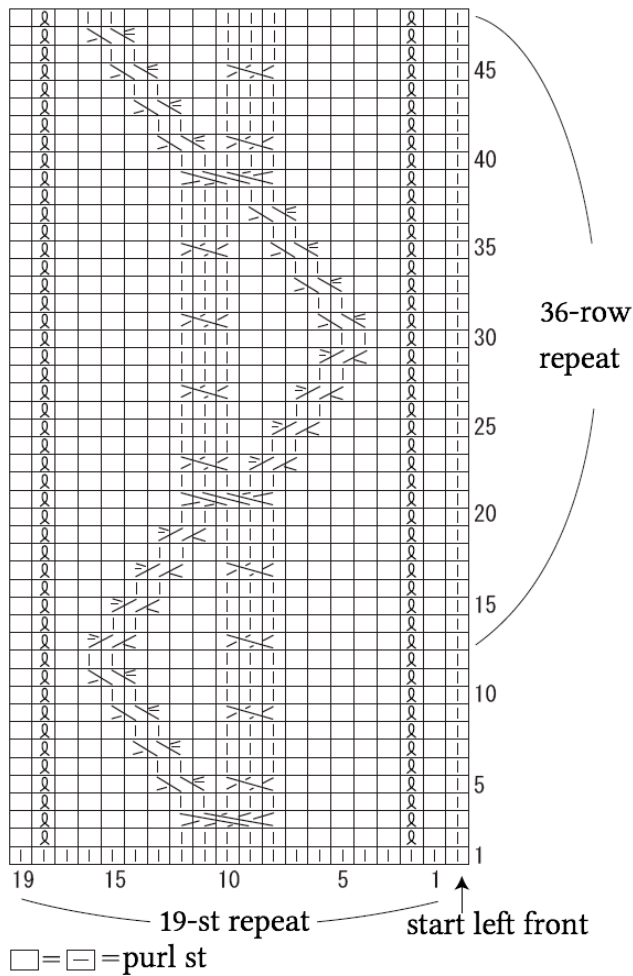


●collar, placket



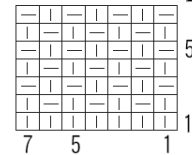
- ☆ = pattern stitch (19 sts)
- ☆' = patt st (19 sts + 1 st)
- = seed st (7 sts)
- △ = seed st (11 sts)
- ◎ = seed st (8 sts)

● pattern stitch



● seed stitch

1-st, 2-row repeat



● sleeve

