

# 26-G723-bag Petit-bag

© Pierrot Yarns (Gosyo Co., Ltd.). Translation by Linda Lanz.



Petit-bag

## Materials

- Pierrot Yarns Kutsurogi Ramie [71% ramie, 21% polyester; 120 yds/110m per 1.41 oz./40g skein]; color #7 denim blue; 3 skeins [110g]
- 3.3mm (approx. US 3) knitting needles or size necessary to achieve gauge
- 4 buttons (18mm / approx. 0.71")

## Gauge

Gauge is measured in a swatch 10cm/4" square.

- stockinette stitch: 20.5 sts and 28 rows
- pattern stitch: 28.5 sts and 28 rows

## Finished measurements

- width 21cm/8.27"
- length (excluding handles) 19.5cm/7.68"



## Knitting Tips

**Note:** entire bag knit with yarn held doubled.

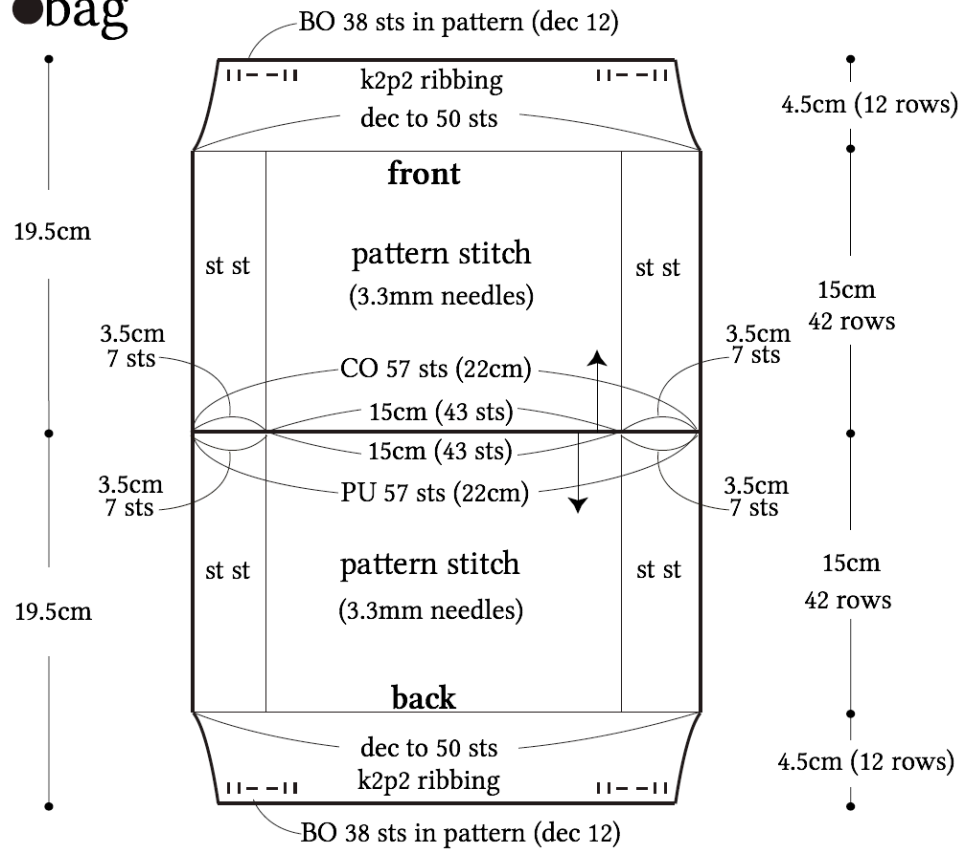
Cast on 57 stitches. For front side, knit 42 rows, decrease to 50 sts, knit 12 rows of k2p2 ribbing, and bind off in pattern, but decrease 12 stitches while binding off (leaving a total of 38 sts). For back side, pick up stitches from front side's cast-on edge and knit the same as for front. Knit 2 straps.

Place front and back together with WS facing and join both side edges with mattress stitch. Attach handles and buttons.

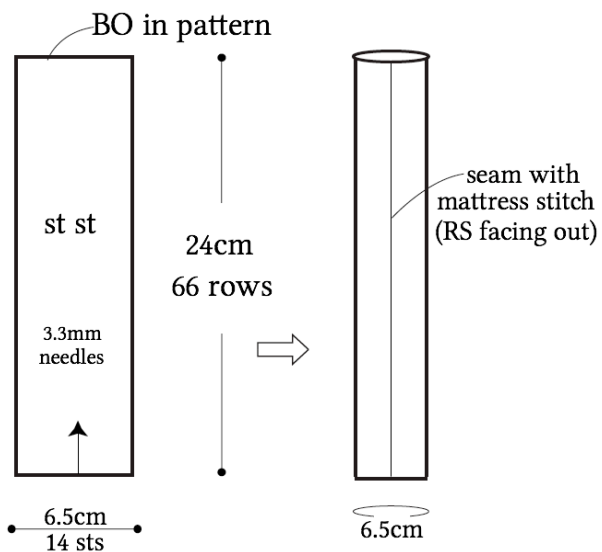
**Abbreviations:** CO = cast on; PU = pick up; st st = stockinette stitch

**purl version of ssk:** Insert right needle into 2 stitches on left needle from left to right purlwise; slip onto right needle. To untwist slipped stitches, slip first stitch back to left needle, then second stitch. Insert right needle into those 2 stitches purlwise and p2tog.

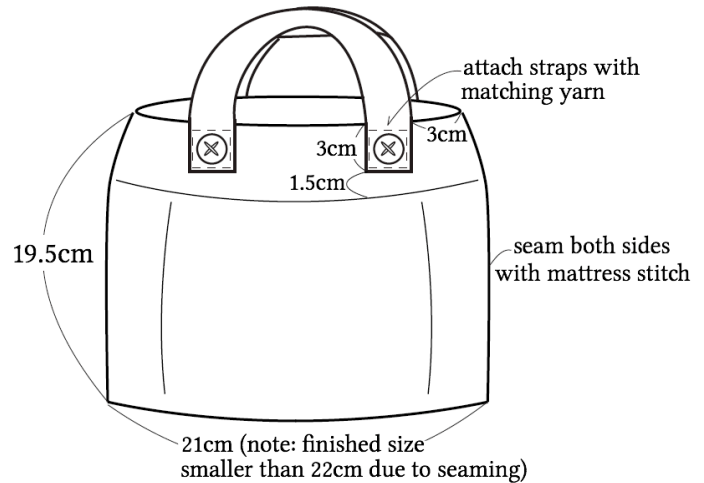
## ●bag



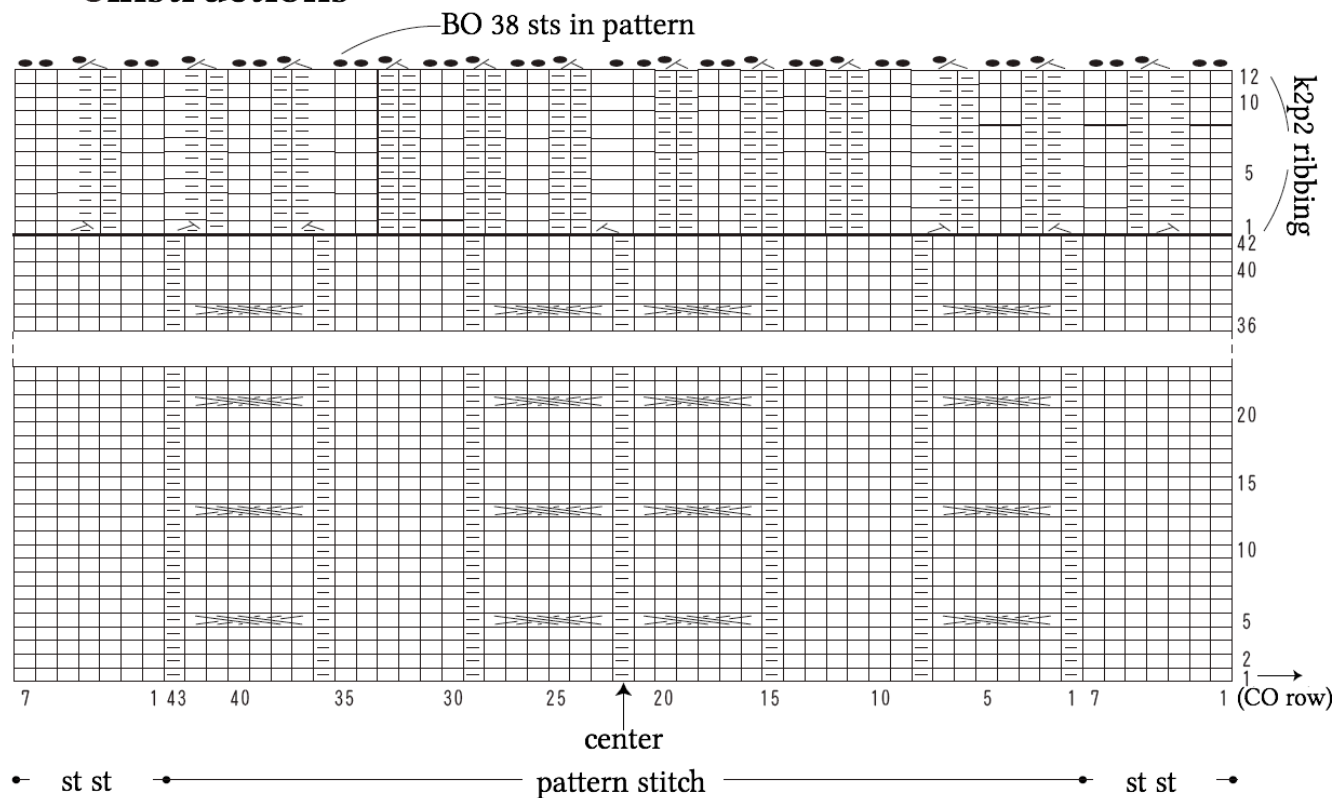
## ●straps (make 2)



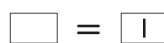
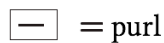




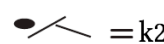
## ●finishing



## ●instructions



## ●symbol key

-  =  knit stitch
-  = purl stitch
-  = C6F
-  = k2tog
-  = p2tog
-  = purl version of ssk (see notes)
- = bind off
-  = k2tog, bind off