

24-25-46 Baby Overalls

© Pierrot Yarns (Gosyo Co., Ltd.). Translation by Linda Lanz.



Materials

- Pierrot Yarns Lamb Baby [100% wool; 131 yds/120m per 1.41 oz./40g skein] — *discontinued; please choose appropriate substitute*
 - color #2704; 4 skeins [150g]
 - color #2703; 1 skein [20g]
- 3.6mm (approx. US 4 or 5) knitting needles or size necessary to achieve gauge
- 5 buttons (15mm / approx. 5/8")

Gauge

- pattern stitch: 23 sts and 33 rows = 10cm/4" square

Finished measurements

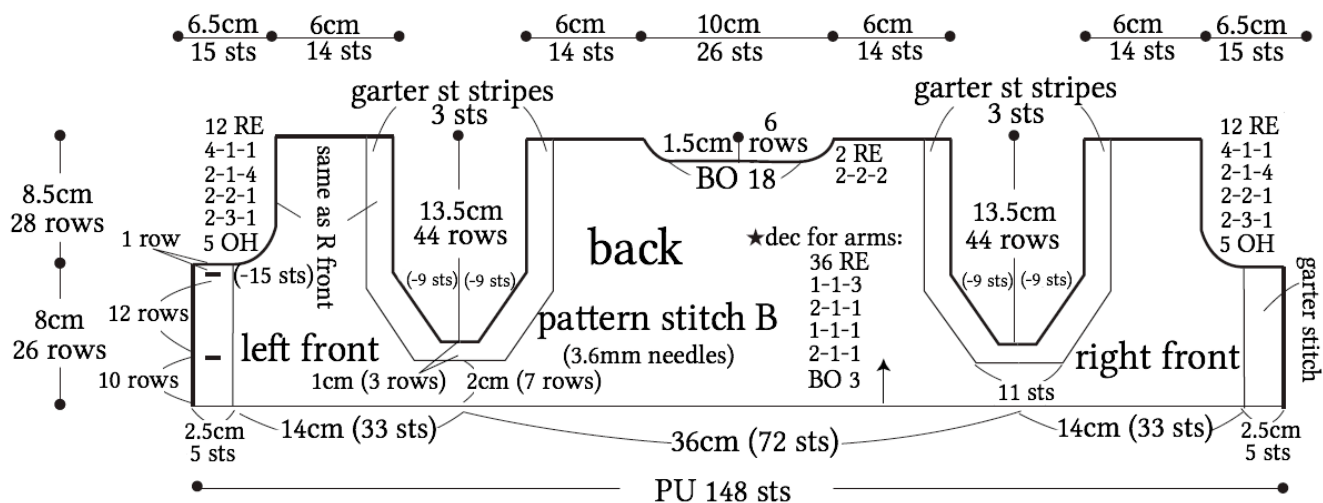
- chest 66.5cm/26.18"
- cross back width 22cm/8.66"
- length 57.5cm/22.64"

Knitting Tips


Legs, front & back: Working bottom-up from leg cuffs, cast on using long-tail cast-on method and begin knitting. Knit two legs, reversing shaping for the second. After seaming legs, pick up stitches and continue on to knitting upper body. Knit upper right and left sides in one piece; use backwards loop cast-on to cast on extra stitches for front placket.

Finishing: Join shoulders with three-needle bind-off. Seam front waist and inseam. Graft cast-on edge of front placket to body. Knit collar in garter stitch.

Abbreviations: BO = bind off; CO = cast on; OH = on hold; PU = pick up; RE = row(s) even

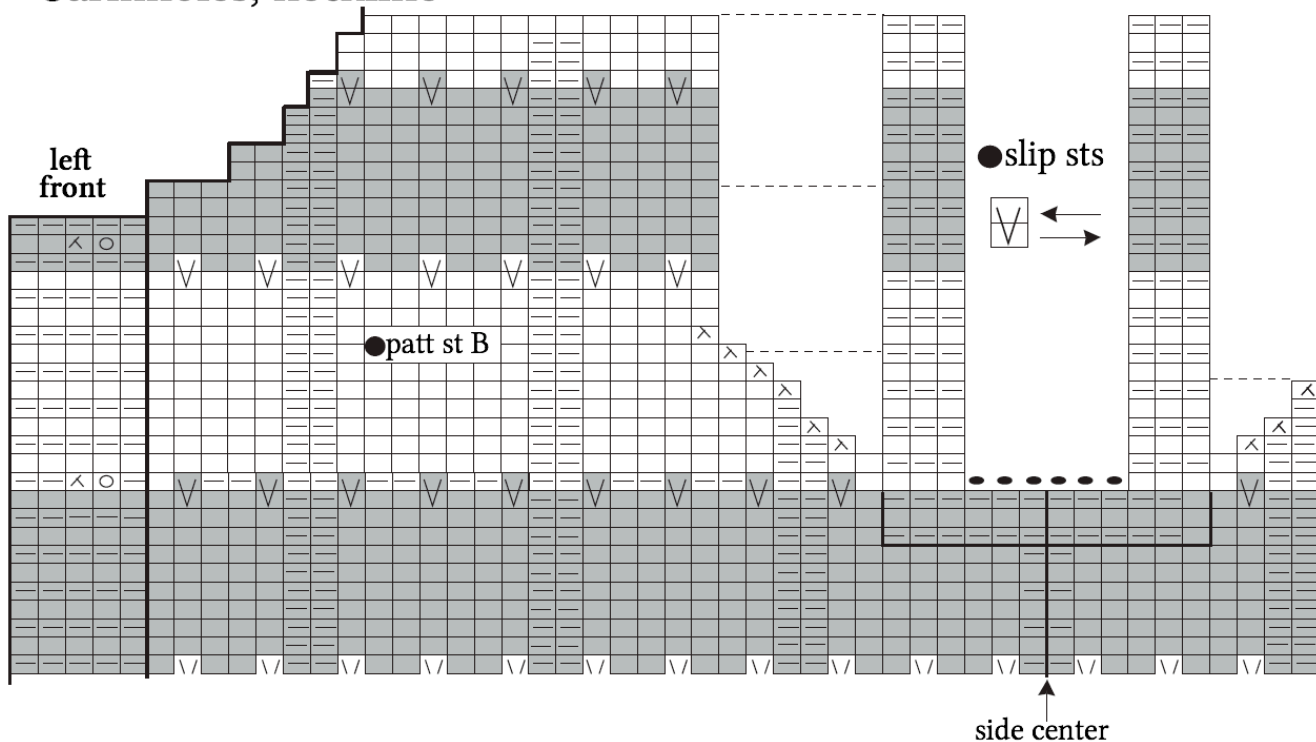


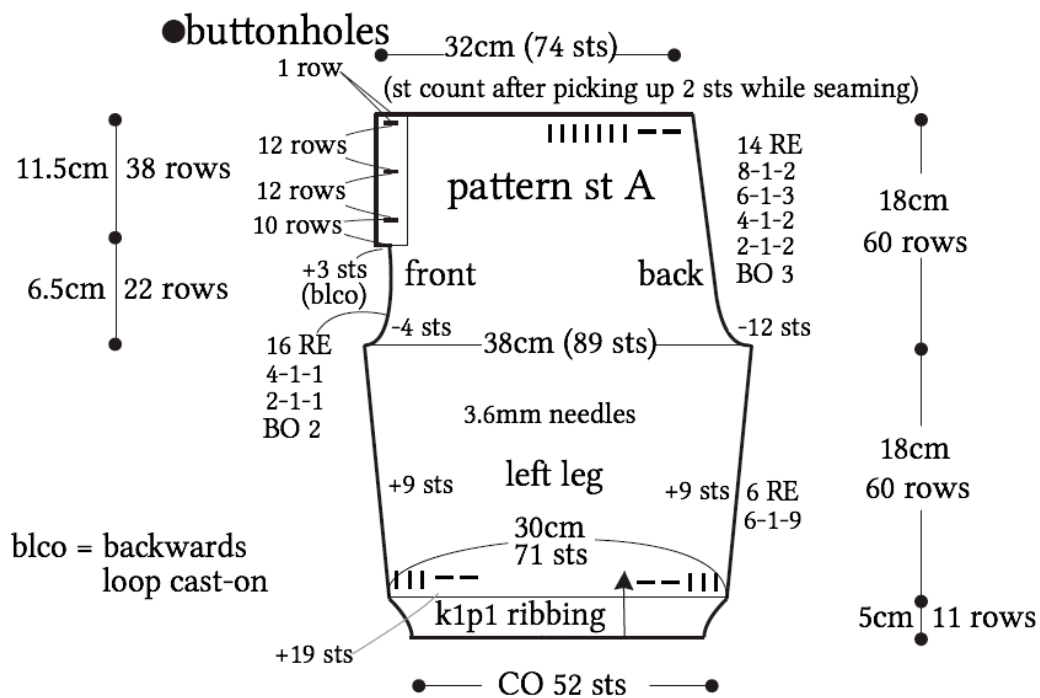
●pattern stitch A



start R, L leg

●armholes, neckline





● finishing

collar: garter stitch

