

amicomo5-1 Poncho

© Pierrot Yarns (Gosyo Co., Ltd.). Translation by Linda Lanz.



Materials

- Pierrot Yarns Vintage Cashmere 100 [100% cashmere; 112 yds/102m per 1.41 oz./40g skein]; color #309 beige; 8 skeins [290g]
- 3.3mm (approx. US 4) and 3.6mm (approx. US 5) double-pointed knitting needles or sizes necessary to achieve gauge

Gauge

Gauge is measured in a swatch 10cm/4" square.

- pattern stitch A and B: 21 sts and 31.5 rows

Finished measurements

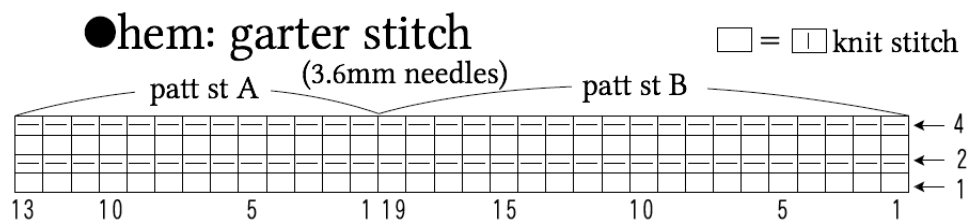
- length (including fringe) 60cm/23.62"
- hem circumference 152cm/59.84"

Knitting Tips

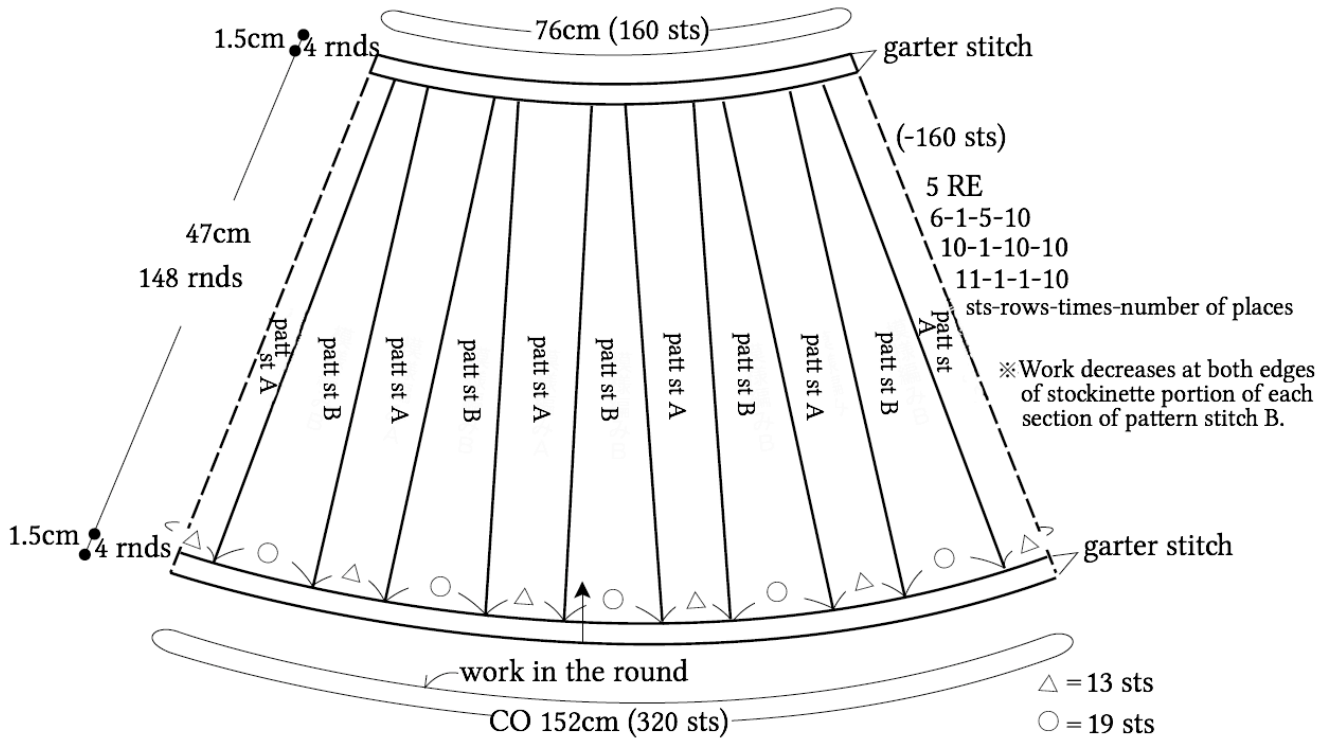
Body: Cast on using long-tail cast-on method and join into a ring. Working in the round, knit 4 rounds of garter stitch followed by 148 rows of pattern stitch A and B, working decreases as indicated. Knit 4 rounds of garter stitch and bind off in pattern.

Collar: Pick up stitches from bound-off edge at neckline. Knit in k1p1 ribbing, leaving opening at left shoulder. Bind off loosely in pattern. Make fringe and attach in 60 places as indicated.

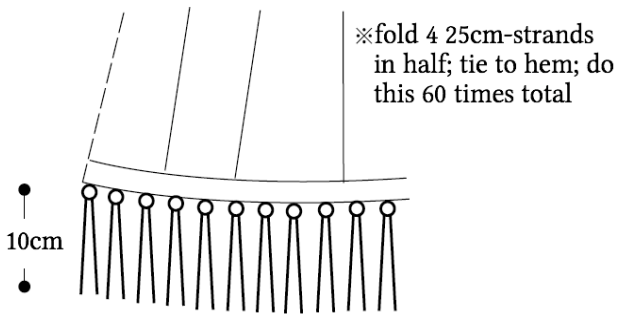
Abbreviations: CO = cast on; patt = pattern; PU = pick up; RE = rows even; rnd(s) = round(s)



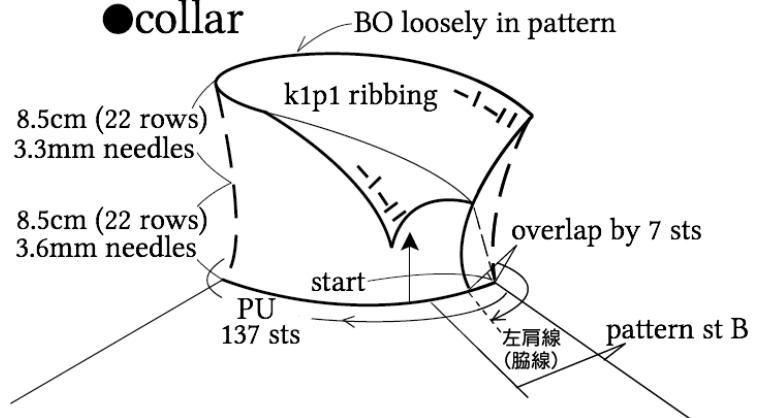
●body of poncho (3.6mm needles)



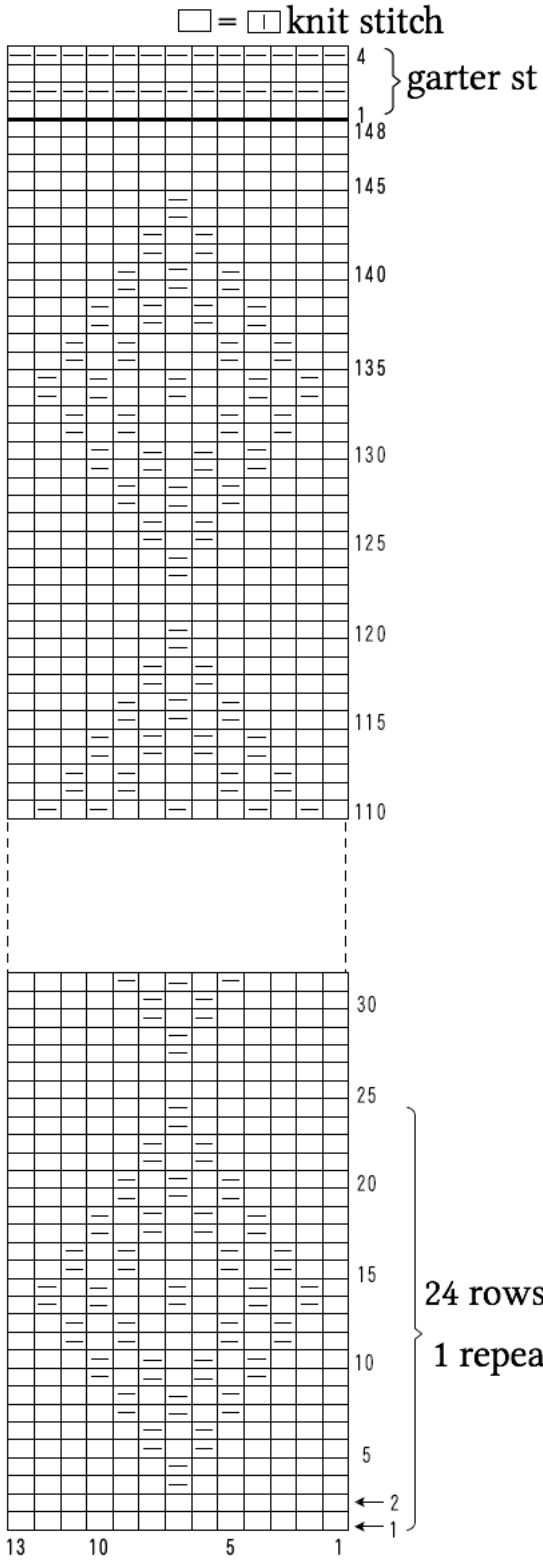
●fringe



●collar



●pattern stitch A



●pattern stitch B

