

Outing Bag

© Pierrot Yarns (Gosyo Co., Ltd.). Translation by Linda Lanz.



Materials

- Keito-Zakka Stores Shikisai [85% acrylic, 15% wool; 87 yds/90m per 1.41 oz./40g skein];
 - color #2 ivory; 1 skein [40g]
 - color #5 honey yellow; 1 skein [40g]
 - color #6 honey orange; 2 skeins [50g]
 - color #10 brown sugar; 1 skein [40g]
- 5.0mm (US H) crochet hook or size necessary to achieve gauge
- 1 pair bamboo purse handles

Gauge

No gauge information is given in the original pattern. Use hook size necessary to achieve a dense fabric without holes.

Finished measurements

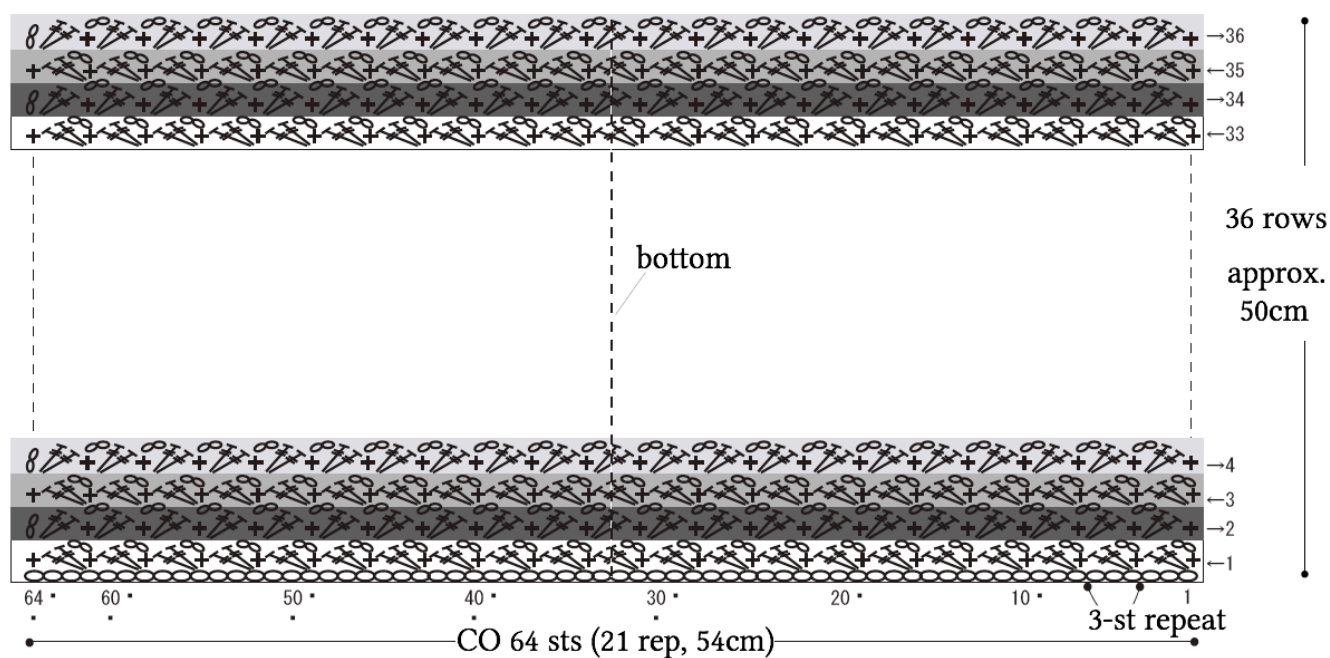
- approx. width 50cm/19.69"

Crochet Tips

Chain 64 to cast on. Crochet 36 rows in pattern stitch, changing colors as indicated. Fold in half with right sides facing; seam 8 repeats on each side using (sl st, ch2) seam. Work one round of single crochet (US) around mouth of bag. To form handle casing, work 1 row of single crochet (US) and 2 rows of treble crochet (US). Insert handle behind wrong side of treble crochet. Sew last row of handle casing to first row of handle casing (sc row) using blind stitch.

Abbreviations: rep = repeat(s)

●body of bag (5.0mm hook)

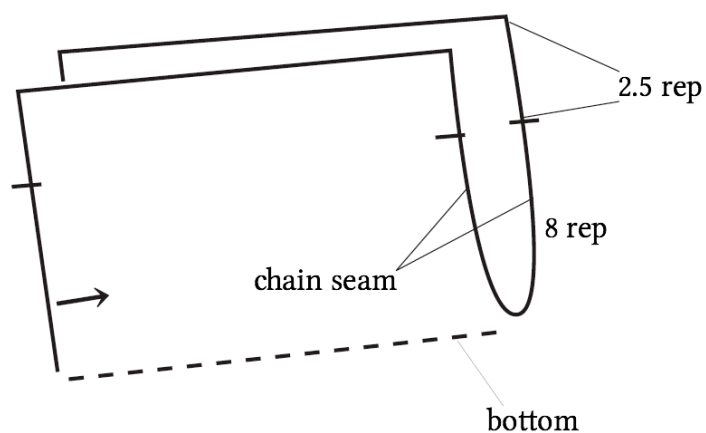


color sequence

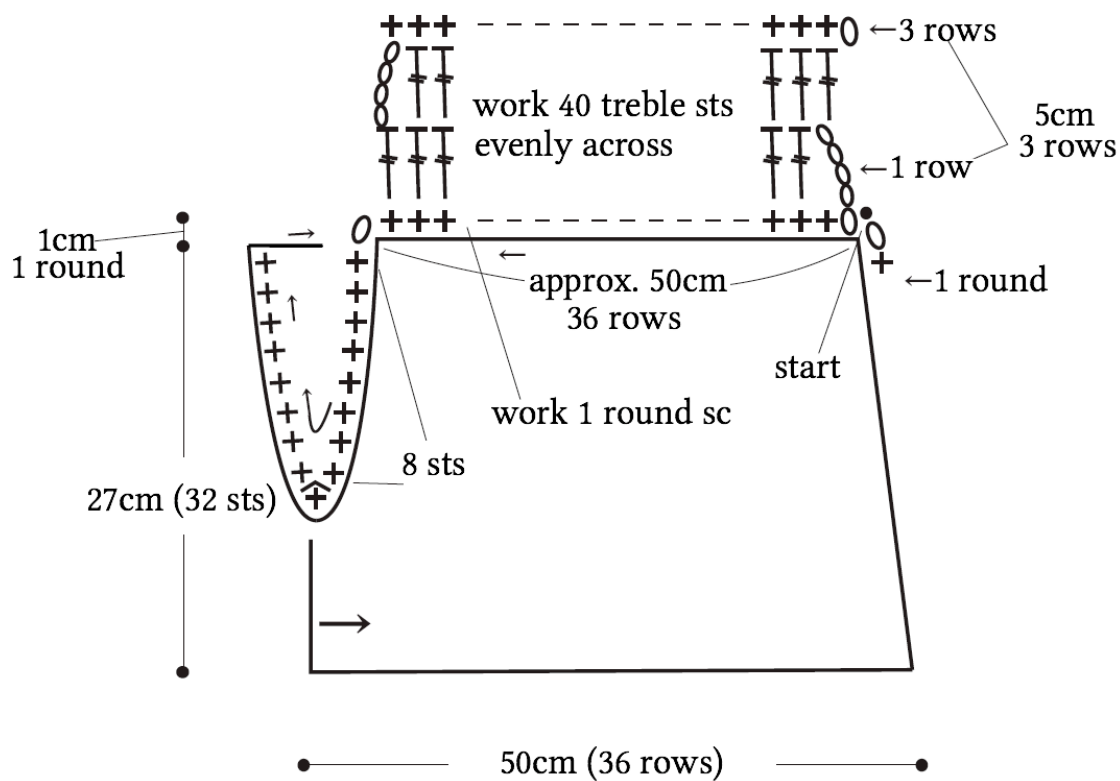
- = #2 ivory
- = #5 honey yellow
- = #6 honey orange
- = #10 brown sugar

●seaming instructions (5.0mm hook)

With RS facing, fold in half. Seam 8-repeat section using (sl st, ch2) seam.



●handle casing (5.0mm hook)



●handle attachment

Insert handle behind WS of treble sts. Sew last row to first row of handle casing.

