

# 26-5 Cotton Neat Vest

© Pierrot Yarns (Gosyo Co., Ltd.). Translation by Linda Lanz.



## Materials

- Pierrot Yarns Cotton Neat [100% cotton; 58 yds/53m per 1.41 oz./40g skein]; color #623 grey; 9 skeins [350g]
- 4.5mm (US 7) knitting needles or size necessary to achieve gauge
- 4.2mm (approx. US 6) circular knitting needle or size necessary to achieve gauge

## Gauge

Gauge is measured in a swatch 10cm/4" square.

- stockinette stitch: 17 sts and 24 rows

## Finished measurements

- chest 98cm/38.58"
- cross back width 42cm/16.54"
- length 63cm/24.80"

## Knitting Tips

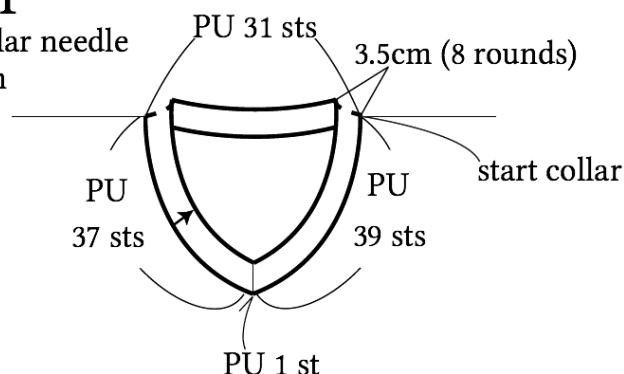
**Body:** Cast on and knit 12 rows of pattern stitch. Continue in stockinette stitch. Bind off stitches for armholes. For back decreases, use k2tog and ssk worked five stitches in from the edge. Shape neckline by binding off stitches and working fully fashioned decreases one stitch in from the edge.

**Finishing:** Join shoulders with three-needle bind-off. Join sides with mattress stitch. Pick up stitches around neckline, work pattern stitch in the round, and bind off in pattern stitch.

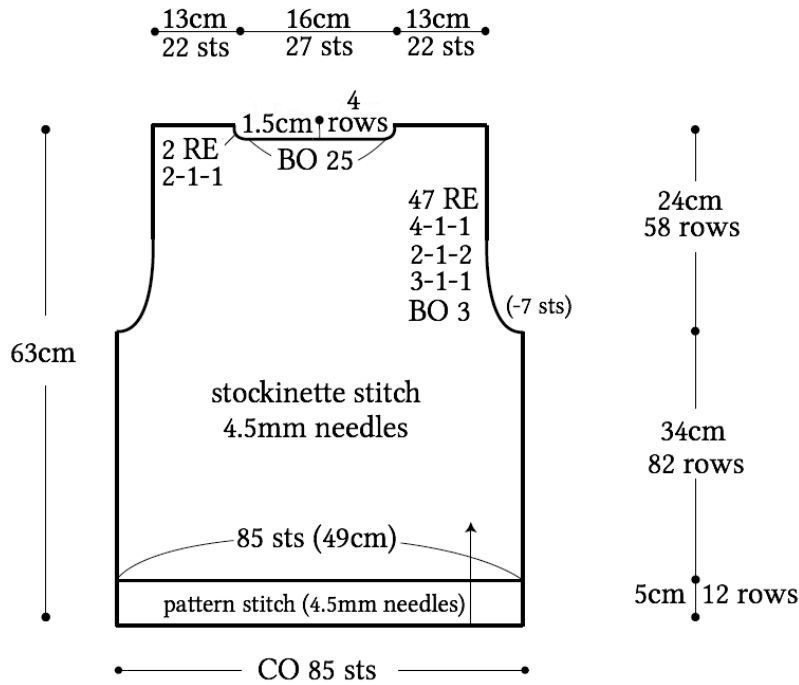
**Abbreviations:** CO = cast on; BO = bind off; RE = row(s) even; OH = on hold; PU = pick up

## ●collar

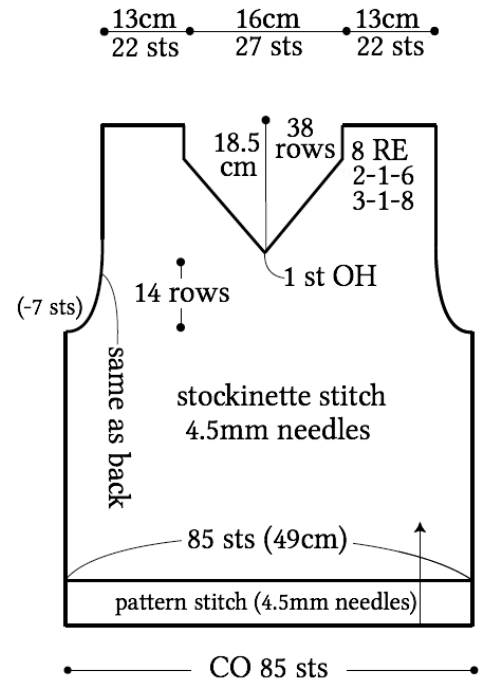
4.2mm circular needle  
pattern stitch



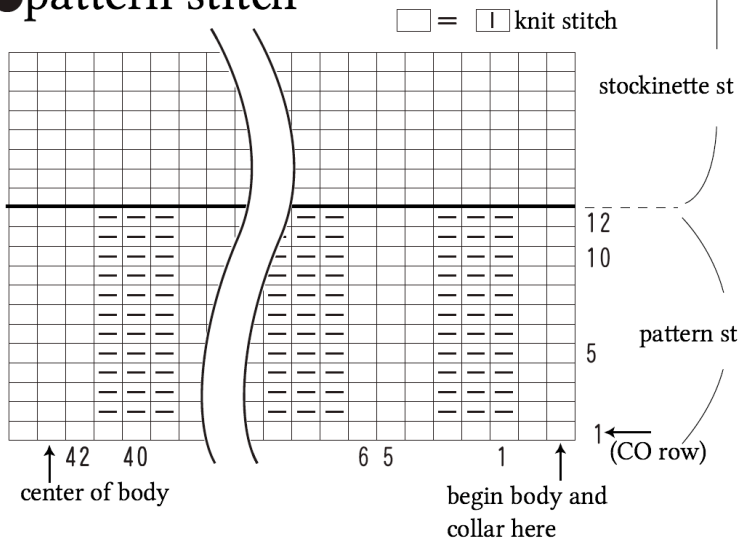
## ●back



## ●front



## ●pattern stitch



## ●armhole decreases

