

Magical Taste Socks

© Pierrot Yarns (Gosyo Co., Ltd.). Translation by Linda Lanz.



Materials

- Keito-Zakka Stores Magical Taste [45% polyester, 41% rayon, 14% linen; 50 yds/46m per 1.41 oz./40g skein];
 - color #03 mocha brown; 3 skeins [110g]
 - color #01 natural; 1 skein [10g]
- 3.5mm (US E) crochet hook or size necessary to achieve gauge



Gauge

- pattern stitch: 18 sts and 11 rows = 10cm/4" square


Finished measurements

- foot width 11cm/4.33"
- foot length 24cm/9.45"

Crochet Tips

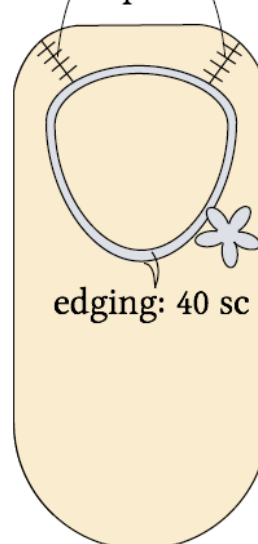
Make magic ring and work tip of toe in single crochet (US) and half double crochet (US) according to chart, increasing as indicated. Work sole and instep in half double crochet in the round. Work heel flat (back-and-forth in rows) according to chart. Matching ☆ to ☆ and ◆ to ◆, seam with whipstitch. Crochet one round of single crochet around ankle opening and attach flower motif.

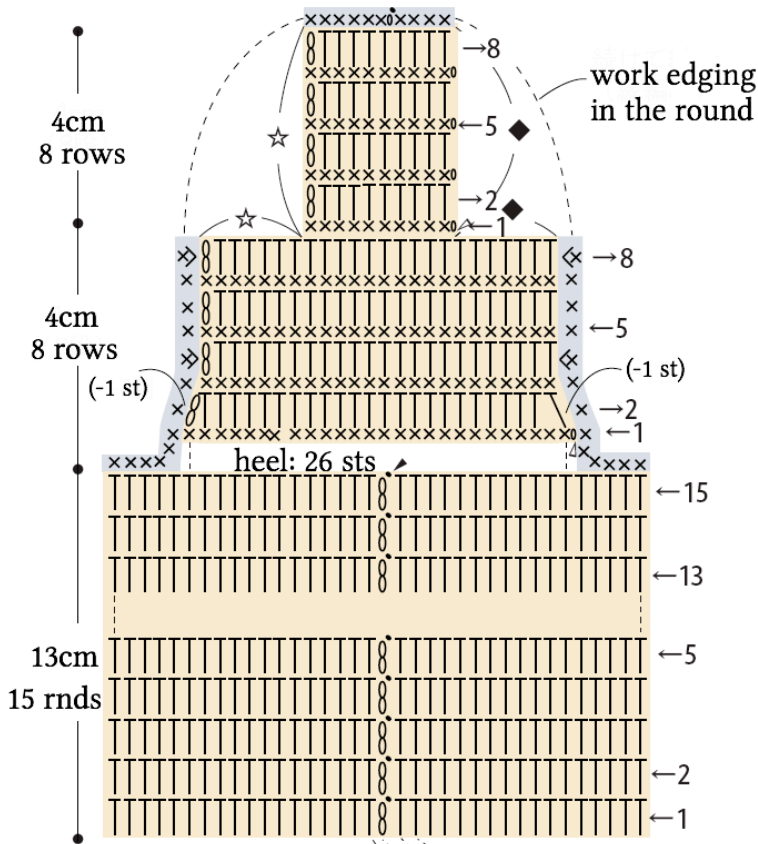
● flower motif



● finishing

match ☆ to ☆, ◆ to ◆,
whipstitch





	rows/ rounds	# of sts	
heel	2-8	10	—
	1	10	-14 sts
	3-8	24	—
	2	24	-2 sts
	1	26	work 26 sts for heel
sole, instep	1-15	36	—
toe	6	36	-4 sts per round
	5	32	
	4	28	
	3	24	-8 sts per round
	2	16	
	1		8 sc in ring