

210-33 Appliqué Bib

© Pierrot Yarns (Gosyo Co., Ltd.). Translation by Linda Lanz.



Materials

- Pierrot Yarns Marble Organic [100% organic cotton; 77 yds/70m per 0.88 oz./25g skein];
 - version A: color #21 Yellow/Gray/Pink Gradation; 1 skein [25g]
 - version B: color #25 Blue/Purple/Green Gradation; 1 skein [25g]
- Pierrot Yarns Pastel Organic Organic [100% organic cotton; 77 yds/70m per 0.88 oz./25g skein];
 - version A: color #53 apricot and #56 baby blue; small amount
 - version B: color #51 ivory and #53 apricot; small amount
- 3.0mm (US C or D) crochet hook or size necessary to achieve gauge
- 1 button (15mm / approx. 5/8")
- small amount embroidery thread in red and black

Gauge

- pattern stitch: 20.5 sts and 9 rows = 10cm/4" square

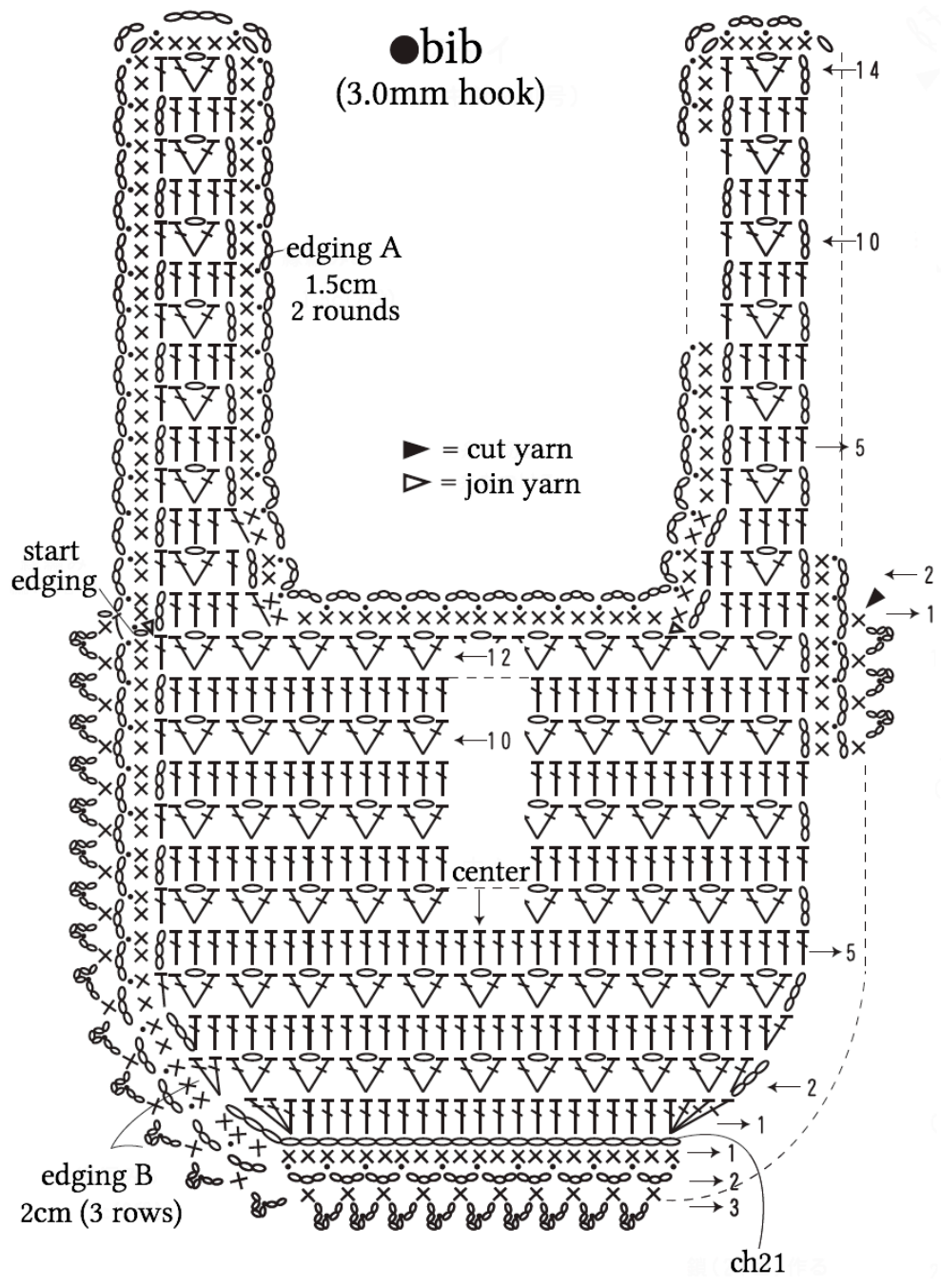
Finished measurements

- width 21cm/8.27"
- length 32cm/12.60"

Crochet Tips

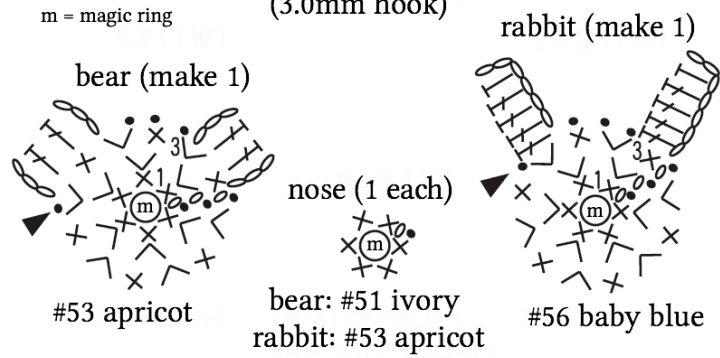
Bib: Chain to cast on; crochet according to schematic. Work edging in the round starting from designated starting point. Work third round until designated stopping point (note: it is not a complete round). Crochet appliqué and whipstitch onto bib. Attach button.

● **bib**
(3.0mm hook)

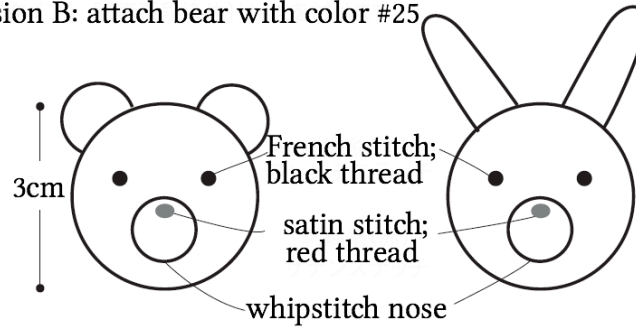


●appliqué

(3.0mm hook)



※version A: attach rabbit with color #21
version B: attach bear with color #25



●finishing

